

From the **Anvil**[®]

www.fromtheanvil.co.uk

SPECIALIST MANUFACTURERS OF TRADITIONAL IRONMONGERY



THE COLLECTION

2019 EDITION

OUR HISTORY - *The From the Anvil Story*

The From the Anvil journey began in 1996 when ex metal-work teacher and joiner Mark Underhill bought a small business called MF Supplies. Mark and his wife Bernadette started to sell ironmongery and fixings to joiners and builders from their family home in a small village in Mid Wales.

In 1998, not content with the current product choice, Mark designed his own range of traditional handmade ironmongery with the help of a local blacksmith. These unique products were forged by hand from steel on an anvil giving them unrivalled strength and a wealth of character.

In 2000 the 'From the Anvil' brand was launched with the first product brochure containing around fifty handmade products. The business soon outgrew the small garage in Dolau and moved to our current factory unit in the nearby town of Llandrindod Wells. As the demand for quality handmade ironmongery became apparent, we continued to design and manufacture an extensive collection of new products. When our range of beeswax, black and pewter reached 250 products, we made the decision to wholesale our unique range through a network of Stockists throughout the UK. An extension to our factory enabled us to hold vaster stock levels and offer our Stockists a next day delivery service. We continued to design and manufacture new products on an annual basis from our mild steel, using hand forged methods. This range became known as the Blacksmith Collection.

With the manufacturing and design skills acquired throughout our journey, we made the decision to utilise our experience and expand our product offering to launch our attractive Period Collection in solid brass and bronze base materials. This gave us the ability to market a range of brass, nickel, chrome and bronze products through our Stockist Network on a next day delivery. In 2012 Mark's son Tom took over the running of the business as Managing Director.

Our premises were further extended in 2015 to allow for bespoke manufacturing and the production of our lighting range. The future of From the Anvil promises to continue an exciting journey of new products, new finishes and innovative ideas. Our success is based on quality products, excellent service and our commitment to further enhance these elements.

FACING PAGE – ABOVE

Mark, Bernadette and the red 'M F Mobile Supplies' van outside the garage in Dolau where 'From the Anvil' was born, along with some of the very first 'From the Anvil' products in beeswax.

FACING PAGE – BELOW

Our current factory unit, showroom, workshop and warehouse in Llandrindod Wells, Powys.


WHAT MAKES US UNIQUE



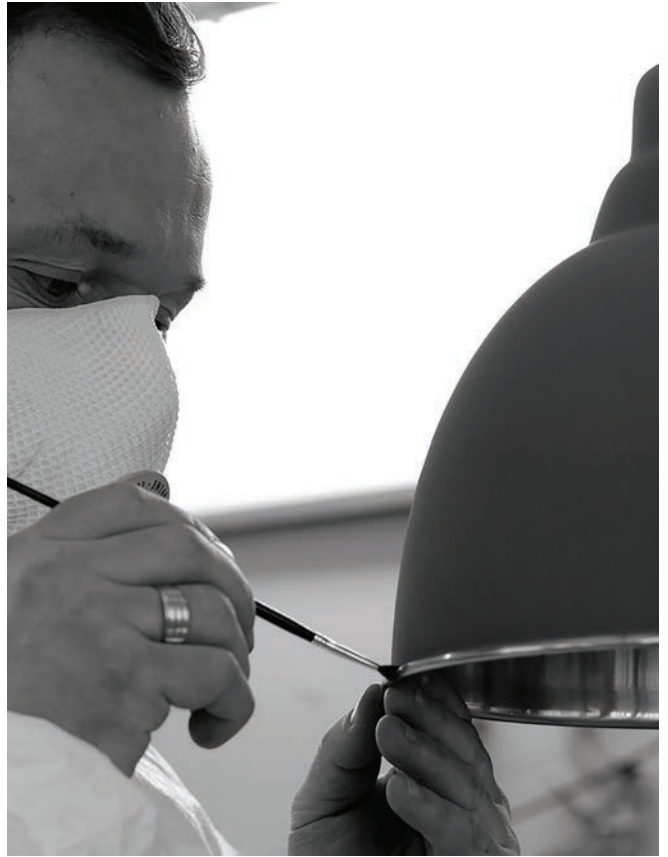
Forging mild steel and hot forging brass are the two key production methods behind our collection of ironmongery and are what makes From the Anvil unique.

Many years of experience and a wealth of ingenuity has established From the Anvil as an accomplished manufacturer of high-end ironmongery, specialising in the manufacturing of products made from mild steel, solid brass and solid bronze. We mix CNC technology and hot forging with traditional anvil hammer work to produce the largest selection of traditional handmade ironmongery in the UK.

Nestled in hills close to the Welsh Marches, the heart of From the Anvil beats on the edge of Llandrindod Wells, the County town of Powys. Our broad site houses a large showroom, offices, warehouses, workshops, a manufacturing and finishing plant and our design hub. Our extensive setup allows us to hold a vast stock, enabling us to achieve swift delivery times and fulfil the requirements of a wide-ranging client base. We have a network of dedicated Stockists throughout the UK who stock, display and promote the From the Anvil product range on our behalf.

From The Anvil is a unique and forward thinking company and we are proud to offer an exclusive range of top quality ironmongery in a variety of traditional and contemporary finishes. We continue to focus on quality manufacturing, producing beautiful, functional products which are honed to the highest specifications and unsurpassed by others.





Choosing your IRONMONGERY

THINGS TO CONSIDER

Ironmongery is a necessity and something that you will use every day. It may seem like a small final detail, but the correct choice of door, window or kitchen furniture can totally transform the interior look, feel and function of any property.

When choosing your ironmongery there are three important things to consider; functionality, style and finish. It's important to think about these three factors simultaneously as they all affect one another. For example, the finish choice is often determined by the product type and vice versa. If you are choosing ironmongery for a complete renovation or newbuild then it is vital to consider the functionality, style and finish at an early stage in order to achieve consistency throughout a project.

Casement Window



Multi-point Locking Window



Sash Window



ONE - *Determine your Window Type*

Do you have sash or casement windows? Sash windows originate from the Georgian and Edwardian periods and slide up and down allowing the window to open and close. We have a dedicated range of Sash Furniture which is specifically designed to cater for these window types. If you have casement windows (windows which are hinged at the sides) decipher which locking mechanism they work with. When choosing furniture for casement windows, you must first establish whether your window is fitted with a multipoint locking system or requires a

more traditional fastener. Multipoint locking systems are usually fitted in UPVC or modern timber and aluminium windows for added security. This locking system requires an espagnolette handle as the spindle drives the multipoint lock which usually secures at three points within the frame. Window fasteners are suitable for use on more traditional timber windows that don't have an internal locking mechanism. Most fasteners are kept in place with a mortice plate or hook plate and are partnered with matching window stays.

Internal Four Panel Door



Internal Ledge & Braced Door



External Door



TWO - Determine your Door Type

First consider your entrance doors and what locking systems are required. A lever lock handle used with a sash lock is a traditional option, commonly used on timber doors. An espagnolette door handle with a longer backplate is designed to work with a multipoint locking system. A multipoint would lock at either 3 or 5 points within your door making this a more secure option. Secondly, consider your interior doors. Are they ledge and braced or a thicker panelled door? A ledge and braced door gives a more rustic appearance and is always

accompanied with t-hinges and a thumb latch or privacy latch. Typically, panelled doors are fitted with butt hinges and either a mortice knob, rim lock with a rim knob, lever on rose or lever on backplate. You also need to consider the purpose of the door and whether it needs a locking facility. Your choices include a standard latch (non-locking), standard lock (for doors that need locking) or a turn and release which are most commonly used on bathroom doors.

Kitchen Furniture



Accessories



Lighting



THREE - Choose your kitchen fittings & Accessories

Within our cabinet furniture range we offer many products that can be suited to both traditional and contemporary kitchens. Often a more traditional kitchen is fitted with revealed hinges and cupboard knobs, whereas more contemporary kitchens are suited to cup pulls and bar handles. Lastly, don't forget

about our large range of accessories. We offer lighting, curtain pole furniture, door stops, shelf brackets, coat hooks and much more. These useful products create continuity throughout and provide the all-important finishing touches.


Our Key Looks

Our extensive collection of traditional and period ironmongery is available in a variety of different styles and finishes. To aid you in your decision-making process, on the following pages we have highlighted six different key looks, grouping our ironmongery alongside six different property types.



DESIGN PERIOD

This look is as the title suggests based upon the standout design periods of the 19th and 20th Century. It is for those living in a Victorian terrace, Georgian town house or Art Deco flat that wish to preserve, complement or enhance the building's original architectural features.



IRONMONGERY STYLES & FINISHES

Our Period Collection of ironmongery is most suited to this look and the products in it were designed to reflect Britain's great architectural heritage. Principle finishes include brass, nickel, chrome and bronze. Our brass and bronze products have a warmth and opulence that complement dark woods and stained timber. Our nickel and chrome finishes work well with both light and dark paint colours.





NEW RUSTIC

The New Rustic look often resides in a barn conversion or oak framed building. It celebrates natural, rustic materials such as bare oak, clay tiles and reclaimed brickwork. A New Rustic interior is characterful but contemporary at the same time.



IRONMONGERY STYLES & FINISHES

Our Blacksmith Collection is a popular choice for a New Rustic property. Our beeswax, black and pewter products have a rustic feel which adds to the character, but a contemporary twist can be achieved using our period collection of brass, nickel, chrome and bronze in a kitchen for example. This look is best achieved with a combination of both collections.



CLASSIC CONTEMPORARY

Not defined by a particular design period, the Classic Contemporary look is bright and fresh without being ultra-modern. An elegant blend of 21st Century design with classic architecture and traditional references.

IRONMONGERY STYLES & FINISHES

All our finishes are well suited to this property type with a selection of different finishes for the same project often proving a popular choice. Use bronze or brass for the classic element and chrome or nickel to provide the contemporary flourish.



QUAINT COUNTRY CHARM

Quaint Country Charm is evocative of a thatched cottage in rolling hills or a historic black and white village. Traditional and authentic this look celebrates the past.



IRONMONGERY STYLES & FINISHES

The original hand forged products from our Blacksmith Collection lend themselves brilliantly to this look. Principle products include; thumb latches, hinges, and bean handles. Our octagonal mortice/rim knobs also work well. Alternatively try using our monkeytail lever handles and accompanying window furniture. The most effective finishes for this look are black or beeswax.


QUIRKY ECLECTIC

This look references classic British eccentricity. It welcomes fun, whimsical design and exudes character. The Quirky Eclectic look works well in a commercial setting and is often used when renovating an unusual space or historic building such as a chapel, turret or full-scale castle.



IRONMONGERY STYLES & FINISHES

This look is best achieved with products from our Blacksmith Collection. Consider using the Tudor, Gothic, Gothic Curved or Cromwell styles in our steel-based black, beeswax or pewter finishes.



CLASSICALLY COMMERCIAL

Classically Commercial is the look achieved in a classic hotel, guesthouse, pub or restaurant. It utilises timeless, simple design whilst adding luxurious touches. This look is understated, welcoming and practical.

IRONMONGERY STYLES & FINISHES

Our Period Collection is perfect for a Classically Commercial property. Our solid brass and solid bronze products are both practical and hardwearing. They have character and add quality. Our collection of large pull handles, finger plates and mortice knobs in brass, bronze, nickel and chrome are perfect for this look.

OUR FINISHES

Our specialist finishes have been carefully developed and refined over many years and most are completely unique to us. We are proud to offer a wide variety of hand-applied, high-quality finishes that give our customers choice. Our products have excellent anti-corrosive properties if maintained to specific requirements for each finish and will last many years if given just a little regular care.



We do not recommend using our products externally in coastal areas due to the high levels of atmospheric salt. This will rust or tarnish most finishes; only certain grades of stainless steel will not rust in these environments and therefore our products cannot be guaranteed for such use.

Please make sure any newly plastered or painted rooms are fully cured before fitting your ironmongery as moisture may tarnish or rust some finishes. For further information and advice, please see our detailed maintenance guide on pages 288-291.



Beeswax (For Internal Use Only)

Our beeswax finish is the most authentic finish for steel. After forging, the colours left in the steel range from blue to deep red ochre. To preserve these beautiful colours, our beeswax products are dipped into hot beeswax. This gives a subtle, matt richness to the metal and offers excellent protection when the products are fitted internally and properly maintained. An extremely natural finish and a far softer alternative to a black powder coated finish.

Our beeswax products are complemented by natural materials such as light, golden and rustic oak.

For accompanying external products, we recommend using our external beeswax finish.



External Beeswax (For Internal & External Use)

Our external beeswax is unique to From the Anvil and is manufactured from an anti-corrosive beeswax. It has a matt richness and like our standard beeswax, the depth of colour ranges from blue to deep red ochre. An extremely natural finish and a far softer alternative to a black powder coated finish.

Our external beeswax products are complemented by natural materials such as light, golden and rustic oak.

For accompanying internal products, we recommend using our beeswax finish.



Black Finish (For Internal & External Use)

Our black finish is a popular choice in traditional settings, it has a subtle sheen and offers a bold contrast on both stained and painted timber alike. It is baked in a high-temperature oven giving it durable corrosion resistant properties.

Our black products are complemented by natural materials such as oak or looks equally as good against both light and dark paint colours.

For accompanying products, we recommend using our antique black finish.



Antique Black (For Internal & External Use)

Our antique black finish is more textured than our standard black finish, due to the cast manufacturing methods used during production. This offers character to older properties where a very traditional look is desired. The durable corrosion resistant properties remain the same.

This finish is complemented by natural materials such as oak or looks equally as good against both light and dark paint colours.

For accompanying products, we recommend using our black finish.



Pewter Patina (For Internal & External Use)

Our pewter patina finish is forged from a durable base of steel and is a fine example of how our unique manufacturing techniques add further detail to the natural charm of metals. The process by which the contrasting textures of this finish are created results in a rich appearance that sits well in characterful, rustic homes but also offers a contemporary alternative in more modern settings.

Our pewter products are complemented by natural materials such as oak or looks equally as good against many paint colours.

For accompanying products, we recommend antique pewter, natural smooth or natural textured finishes.



Antique Pewter (For Internal & External Use)

The antique pewter finish is the result of a complex process applied to solid brass, offering an attractive alternative to pewter patina. As this finish is applied to brass rather than steel, it has fewer textural marks making it smoother than our pewter patina finish.

Our antique pewter products are complemented by natural materials such as oak or looks equally as good against many paint colours.

For accompanying products, we recommend pewter, antique pewter, natural smooth or natural textured finishes.



Natural Smooth (For Internal Use Only)

Our natural smooth products are made from a natural cast iron and finished with a clear matt lacquer. This produces a beautifully smooth look and offers a simplistic charm with versatile attributes, making it suitable for both traditional and contemporary settings.

Our natural smooth products are complemented by natural materials such as oak or looks equally as good against many paint colours.

For accompanying products, we recommend using our natural textured, antique pewter or pewter patina finishes.




Natural Textured (For Internal Use Only)

Our natural textured products are made from a natural cast iron and finished with a clear matt lacquer. Although the product surfaces are smooth, the complex finishing adds a depth of texture to each product, offering an abundance of character and suitability for both traditional and contemporary settings.

Our natural textured products are complemented by natural materials such as oak or looks equally as good against many paint colours.

For accompanying products, we recommend using our pewter, antique pewter or natural smooth finishes.



Iron (For Internal & External Use)

Made from solid iron, this finish highlights the natural beauty and texture of the metal. It is cast and finished with a clear powder coating to protect the iron from weather and moisture, this also gives it a rich depth and subtle sheen.

Our iron products are complemented by natural materials such as oak or looks equally as good against many paint colours.

For accompanying products, we recommend pewter, antique pewter, natural smooth or natural textured finishes.



Polished Brass (For Internal & External Use)

Made from solid unlacquered brass, this finish is both classic and simplistic and offers great possibilities for stately and period dwellings alike, particularly where a very traditional look is desired. When fully polished this finish has a depth of reflection. However, as the product is unlacquered this can also be left to age naturally, which over time will create a beautifully historic finish.

Our solid brass products are most complemented by a painted finish, contrasting brilliantly with dark colours, such as deep reds and greys.

For accompanying products, we recommend using our aged brass finish.



Lacquered Brass (For Internal & External Use)

Made from a solid brass base material with a quality lacquer applied to its surface. This finish is designed to avoid discolouration and oxidation, making it a great choice if low maintenance is desired.

Our lacquered brass products are most complemented by a painted finish, contrasting brilliantly with both light and dark colours.

For accompanying products, we recommend using our polished brass finish.



Aged Brass (For Internal & External Use)

Our aged brass products are made from solid unlacquered brass, offering an abundance of character and charm. This finish is perfectly suited to period dwellings and will create a statement throughout. Due to the accelerated ageing process this finish undergoes, a darker patina gathers around the edges and recesses to contrast beautifully with the re-polished surface areas.

Our aged brass products have a warm depth of colour and complement strong, dark paint colours beautifully.

For accompanying products, we recommend using our polished brass finish.



PVD Brass (For Internal & External Use)

A PVD finish is made from a stainless steel and stands for 'Physical Vapour Disposition'. PVD is designed to avoid discolouration, making it a great choice if low maintenance is desired.

Our PVD products are most complemented by a painted finish, contrasting brilliantly with both light and dark colours.

For accompanying products, we recommend using our polished brass finish.



Polished Bronze (For Internal & External Use)

Manufactured from solid unlacquered bronze containing a minimum of 85% copper, this finish can be described as a 'living finish' that adapts to its surroundings. This finish is firstly aged and then re-polished, which creates a subtle contrast between the lighter surface areas and the darker detailed areas of each product. A perfect choice for both contemporary and traditional settings.

Our polished bronze products will complement both light and dark painted wood, particularly shades of green and warm greys.

For accompanying products, we recommend using our aged bronze finish.



Aged Bronze (For Internal & External Use)

Manufactured from solid unlacquered bronze containing a minimum of 85% copper, this finish can be described as a 'living finish' that adapts to its surroundings. This finish starts off extremely dark with a rich, matt look, becoming lighter over time with use and oxidation. When copper tones start to wear through the darker layers, it achieves a contrasting warmth and a depth of character.

Our aged bronze products are most complemented by a painted finish, contrasting perfectly with light shades and dark colours alike.

For accompanying products, we recommend using our polished bronze finish.



Polished Nickel (For Internal & External Use)

Our polished nickel finish is a high-quality plating applied to solid unlacquered brass. This finish is bright, reflective and extremely versatile. It is very well suited to modern properties but equally matched to traditional settings due to the warm, calm tones. As our nickel finish is made using only one plating on brass, it offers a subtle warmth that cannot be replicated by more modern chrome finishes.

Our nickel products are most complemented by a painted finish and works very well with muted, bold and dark colours alike.

For accompanying products, we recommend using our polished chrome finish.



Polished Chrome (For Internal & External Use)

Our polished chrome products are made from a base metal of solid brass with a high quality chrome plating applied to the surface. A high sheen finish that is most commonly used in contemporary settings. This finish offers bright, bold and reflective qualities which work best if a clean, cool look is desired.

Our chrome products are most complemented by a painted finish and contrasts brilliantly with muted, bold and dark colours alike.

For accompanying products, we recommend using our polished nickel or satin chrome finish.



Satin Chrome (For Internal & External Use)

Satin chrome is created from a base metal of solid brass with a quality chrome plating applied to its surface. Satin chrome offers an understated alternative to polished chrome. Its blue traces and less reflective appearance make this finish popular with those who wish to elect a matt finish.

Our satin chrome products are most complemented by a painted finish and contrasts subtly with an array of muted, bold and dark hues.

For accompanying products, we recommend using our polished chrome finish.



Ebony Finish (For Internal & External Use)

An ebonised finish made from rosewood timber. Favoured for its rich dark tones, this finish is a popular choice in traditional properties and often used to complement rim locks or to create a statement on internal doors. When paired with brass it accentuates the traditional look and when used with nickel or chrome it creates a more contemporary feel.

Our wooden products are most complemented by a painted finish and contrast well with muted, bold and dark colours alike.

For accompanying products, we recommend using our rosewood finish.



Rosewood Finish (For Internal & External Use)

Made from high quality rosewood timber and waxed to enhance and protect its rich red hue and characterful veining. A popular choice in traditional properties where it is often used to complement rim locks. When paired with brass it accentuates the traditional look and when used with nickel or chrome it creates a more contemporary feel.

Our wooden products are most complemented by a painted finish and contrast well with muted, bold and dark colours alike.

For accompanying products, we recommend using our ebony finish.

HINTON, NEWBURY & REEDED LEVER HANDLES



HINTON LEVER HANDLES

Our weighty Hinton lever handle range is forged from solid brass or solid bronze. Available in a number of different options, this style is ideal to use throughout your property. The reeded part of the handle highlights all of the hand finishing that is carried out in our factory.

The beautiful Hinton design is also available in a range of matching window furniture.

HINTON LEVER ON ROSE SET








Rose Size: 60mm dia. x 8mm

Handle Length: 128mm

Fixing Centres: 42mm

- Can be used with a multitude of Standard Locks, Euro Locks, Latches, Escutcheons & Thumbturns for various uses within the home.
- Sold with matching SS bolt through fixings & SS wood screws.

45309	45321	45315	45327	45333
				
AGED BRASS	POLISHED NICKEL	POLISHED CHROME	AGED BRONZE	POLISHED BRONZE
£111.88	£122.27	£128.37	£139.40	£139.40








HINTON LEVER LOCK SET

Backplate Size: 152mm x 50mm x 8mm

Handle Length: 128mm

Centres: 57mm

- Suitable Lock - 5 Lever Sash Lock BS.
- Sold with matching SS wood screws.

45310	45322	45316	45328	45334
				
AGED BRASS	POLISHED NICKEL	POLISHED CHROME	AGED BRONZE	POLISHED BRONZE
£134.72	£148.19	£154.93	£181.87	£181.87



HINTON LEVER LATCH SET

Backplate Size: 152mm x 50mm x 8mm
Handle Length: 128mm

- Suitable Latch - Tubular Mortice Latch.
- Sold with matching SS wood screws.



HINTON LEVER EURO LOCK SET

Backplate Size: 152mm x 50mm x 8mm
Handle Length: 128mm
Centres: 47mm

- Suitable Lock - Euro Sash Lock in conjunction with a Euro Cylinder.
- Sold with matching SS wood screws.

45311	45323	45317	45329	45335
AGED BRASS	POLISHED NICKEL	POLISHED CHROME	AGED BRONZE	POLISHED BRONZE
£134.72	£148.19	£154.93	£181.87	£181.87

45313	45325	45319	45331	45337
AGED BRASS	POLISHED NICKEL	POLISHED CHROME	AGED BRONZE	POLISHED BRONZE
£134.72	£148.19	£154.93	£181.87	£181.87



HINTON LEVER BATHROOM SET

Backplate Size: 152mm x 50mm x 8mm
Handle Length: 128mm
Centres: 57mm

- Suitable Lock - Bathroom Mortice Lock.
- Sold with matching SS wood screws.



HINTON SLIMLINE SPRUNG LEVER ESPAG. LOCK SET

Backplate Size: 244mm x 36mm x 13mm
Handle Length: 128mm
Centres: 92mm
Fixing Centres: 212mm

- Suitable Locks - Multi-point Locks or French Door Kit in conjunction with a Euro Cylinder.
- Sold with matching SS bolt through fixings.

45312	45324	45318	45330	45336
AGED BRASS	POLISHED NICKEL	POLISHED CHROME	AGED BRONZE	POLISHED BRONZE
£141.45	£155.60	£162.67	£190.96	£190.96

45314	45326	45320	45332	45338
AGED BRASS	POLISHED NICKEL	POLISHED CHROME	AGED BRONZE	POLISHED BRONZE
£159.44	£175.38	£183.34	£215.23	£215.23



REEDED LEVER HANDLES

Our weighty Reeded lever handle range is forged from solid brass or solid bronze. Available in a number of different options, this style is ideal to use throughout your property. The reeded part of the handle highlights all of the hand finishing that is carried out in our factory.






The beautiful Reeded design is also available in a range of matching window furniture.

REEDED LEVER ON ROSE SET



Rose Size: 60mm dia. x 8mm
Handle Length: 123mm
Fixing Centres: 42mm

- Can be used with a multitude of Standard Locks, Euro Locks, Latches, Escutcheons & Thumbturns for various uses within the home.
- Sold with matching SS bolt through fixings & SS wood screws.






33087	33086	90007	83957	91917
				
AGED BRASS	POLISHED NICKEL	POLISHED CHROME	AGED BRONZE	POLISHED BRONZE
£101.71	£111.15	£116.70	£126.72	£126.72

REEDED LEVER LATCH SET



Backplate Size: 152mm x 50mm x 8mm
Handle Length: 123mm

- Suitable Latch - Tubular Mortice Latch.
- Sold with matching SS wood screws.






33083	33325	33307	83954	91914
				
AGED BRASS	POLISHED NICKEL	POLISHED CHROME	AGED BRONZE	POLISHED BRONZE
£122.47	£134.72	£140.85	£165.33	£165.33

REEDED LEVER LOCK SET



Backplate Size: 152mm x 50mm x 8mm
Handle Length: 123mm
Centres: 57mm

- Suitable Lock - 5 Lever Sash Lock BS.
- Sold with matching SS wood screws.






33040	33324	33306	83953	91913
				
AGED BRASS	POLISHED NICKEL	POLISHED CHROME	AGED BRONZE	POLISHED BRONZE
£122.47	£134.72	£140.85	£165.33	£165.33

REEDED LEVER BATHROOM SET



Backplate Size: 152mm x 50mm x 8mm
Handle Length: 123mm
Centres: 57mm

- Suitable Lock - Bathroom Mortice Lock.
- Sold with matching SS wood screws.

33084	33326	33308	83955	91915
				
AGED BRASS	POLISHED NICKEL	POLISHED CHROME	AGED BRONZE	POLISHED BRONZE
£128.59	£141.46	£147.88	£173.60	£173.60








REEDED LEVER EURO LOCK SET

Backplate Size: 152mm x 50mm x 8mm

Handle Length: 123mm

Centres: 47mm

- Suitable Lock - Euro Sash Lock in conjunction with a Euro Cylinder.
- Sold with matching SS wood screws.

33085	33327	33309	83956	91916
				
AGED BRASS	POLISHED NICKEL	POLISHED CHROME	AGED BRONZE	POLISHED BRONZE
£122.47	£134.72	£140.85	£165.33	£165.33



REEDED SLIMLINE SPRUNG LEVER ESPAG. LOCK SET






Backplate Size: 244mm x 36mm x 13mm

Handle Length: 123mm

Centres: 92mm

Fixing Centres: 212mm

- Suitable Locks - Multi-point Locks or French Door Kit in conjunction with a Euro Cylinder.
- Sold with matching SS bolt through fixings.

33039	33316	33305	83952	91912
				
AGED BRASS	POLISHED NICKEL	POLISHED CHROME	AGED BRONZE	POLISHED BRONZE
£144.94	£159.43	£166.68	£195.67	£195.67








REEDED SLIMLINE SPRUNG LEVER LATCH SET

Backplate Size: 244mm x 36mm x 13mm

Handle Length: 123mm

Fixing Centres: 212mm

- Suitable Locks - French Door Kit in conjunction with Lever Espag. Lock Set and Euro Cylinder.
- Sold with matching SS bolt through fixings.

45419	45425	45426	45427	45428
				
AGED BRASS	POLISHED NICKEL	POLISHED CHROME	AGED BRONZE	POLISHED BRONZE
£144.94	£159.43	£166.68	£195.67	£195.67

A photograph of a blue door with a brass lever handle. The door is set in a brick wall. To the left of the door is a wall covered in ivy. In front of the door is a black planter box containing a green topiary plant. The text 'NEWBURY LEVER HANDLES' is overlaid on the image.

NEWBURY LEVER HANDLES

Our Newbury lever handles are forged from solid brass or solid bronze. The weight of this lever handle range emphasises the high quality materials and manufacturing techniques used. The simple and slender design fits well into many different property types.

This style can be used throughout your home and is available in a large range of backplates and also matching window furniture.

NEWBURY LEVER ON ROSE SET



Rose Size: 60mm dia. x 8mm
Handle Length: 124mm
Fixing Centres: 42mm






- Can be used with a multitude of Standard Locks, Euro Locks, Latches, Escutcheons & Thumbturns for various uses within the home.
- Sold with matching SS bolt through fixings & SS wood screws.






NEWBURY LEVER LATCH SET



Backplate Size: 152mm x 50mm x 8mm
Handle Length: 124mm

- Suitable Latch - Tubular Mortice Latch.
- Sold with matching SS wood screws.

91418	91432	91425	91439	91923
				
AGED BRASS	POLISHED NICKEL	POLISHED CHROME	AGED BRONZE	POLISHED BRONZE
£101.70	£111.14	£116.70	£126.71	£126.71

91415	91429	91422	91436	91920
				
AGED BRASS	POLISHED NICKEL	POLISHED CHROME	AGED BRONZE	POLISHED BRONZE
£122.47	£134.72	£140.85	£165.33	£165.33



NEWBURY LEVER LOCK SET

Backplate Size: 152mm x 50mm x 8mm
Handle Length: 124mm
Centres: 57mm






- Suitable Lock - 5 Lever Sash Lock BS.
- Sold with matching SS wood screws.






NEWBURY LEVER BATHROOM SET



Backplate Size: 152mm x 50mm x 8mm
Handle Length: 124mm
Centres: 57mm

- Suitable Lock - Bathroom Mortice Lock.
- Sold with matching SS wood screws.

91414	91428	91421	91435	91919
				
AGED BRASS	POLISHED NICKEL	POLISHED CHROME	AGED BRONZE	POLISHED BRONZE
£122.47	£134.72	£140.85	£165.33	£165.33

91416	91430	91423	91437	91921
				
AGED BRASS	POLISHED NICKEL	POLISHED CHROME	AGED BRONZE	POLISHED BRONZE
£128.59	£141.46	£147.88	£173.60	£173.60

A - FACT: The Newbury design can also be purchased for your windows & can be accompanied with our Mushroom kitchen & cabinet furniture range.








NEWBURY LEVER EURO LOCK SET

Backplate Size: 152mm x 50mm x 8mm

Handle Length: 124mm

Centres: 47mm

- Suitable Lock - Euro Sash Lock in conjunction with a Euro Cylinder.
- Sold with matching SS wood screws.

91417	91431	91424	91438	91922
				
AGED BRASS	POLISHED NICKEL	POLISHED CHROME	AGED BRONZE	POLISHED BRONZE
£122.47	£134.72	£140.85	£165.33	£165.33



NEWBURY SLIMLINE SPRUNG LEVER ESPAG. LOCK SET






Backplate Size: 244mm x 36mm x 13mm

Handle Length: 124mm

Centres: 92mm

Fixing Centres: 212mm

- Suitable Locks - Multi-point Locks or French Door Kit in conjunction with a Euro Cylinder.
- Sold with matching SS bolt through fixings.

91413	91427	91420	91434	91918
				
AGED BRASS	POLISHED NICKEL	POLISHED CHROME	AGED BRONZE	POLISHED BRONZE
£144.94	£159.43	£166.68	£195.67	£195.67








NEWBURY SLIMLINE SPRUNG LEVER LATCH SET

Backplate Size: 244mm x 36mm x 13mm

Handle Length: 124mm

Fixing Centres: 212mm

- Suitable Locks - French Door Kit in conjunction with Lever Espag. Lock Set and Euro Cylinder.
- Sold with matching SS bolt through fixings.

45429	45430	45431	45418	45432
				
AGED BRASS	POLISHED NICKEL	POLISHED CHROME	AGED BRONZE	POLISHED BRONZE
£144.94	£159.43	£166.68	£195.67	£195.67



PERIOD AVON LEVER HANDLES

Our Avon lever handles are forged from solid brass with a hand forged lever, making this range completely unique to From The Anvil.

Our signature Avon design fits well into many property types and can be used throughout your home with a matching range of window furniture also available.



AVON LEVER LOCK SET

Backplate Size: 152mm x 48mm x 5mm

Handle Length: 118mm

Centres: 57mm

- Suitable Lock - 5 Lever Sash Lock BS.
- Sold with matching wood screws.

 90358	 90360	 90359
AGED BRASS £128.60	POLISHED NICKEL - £141.45	POLISHED CHROME - £147.89



AVON LEVER LATCH SET

Backplate Size: 152mm x 48mm x 5mm

Handle Length: 118mm

- Suitable Latch - Tubular Mortice Latch.
- Sold with matching wood screws.

 90362	 90364	 90363
AGED BRASS £128.60	POLISHED NICKEL - £141.45	POLISHED CHROME - £147.89



AVON LEVER BATHROOM SET

Backplate Size: 152mm x 48mm x 5mm

Handle Length: 118mm

Centres: 57mm

- Suitable Lock - Bathroom Mortice Lock.
- Sold with matching wood screws.

 90366	 90368	 90367
AGED BRASS £135.02	POLISHED NICKEL - £148.53	POLISHED CHROME - £155.28

PERIOD AVON LEVER HANDLES

Our Avon lever handles are forged from solid brass with a hand forged lever, making this range completely unique to From The Anvil.

Our signature Avon design fits well into many property types and can be used throughout your home with a matching range of window furniture also available.





AVON EURO LOCK SET

Backplate Size: 152mm x 48mm x 5mm

Handle Length: 118mm

Centres: 47mm

- Suitable Lock - Euro Sash Lock in conjunction with a Euro Cylinder.
- Sold with matching SS wood screws.

 90370	 90372	 90371
AGED BRASS £128.60	POLISHED NICKEL - £141.45	POLISHED CHROME - £147.89



AVON SLIMLINE SPRUNG LEVER ESPAG. LOCK SET

Backplate Size: 242mm x 36mm x 13mm

Handle Length: 118mm

Centres: 92mm

Fixing Centres: 212mm

- Suitable Locks - Multi-point Locks or French Door Kit in conjunction with a Euro Cylinder.
- Sold with matching SS bolt through fixings.

 90354	 90356	 90355
AGED BRASS £152.19	POLISHED NICKEL - £167.40	POLISHED CHROME - £175.01



AVON SLIMLINE SPRUNG LEVER LATCH SET

Backplate Size: 242mm x 36mm x 13mm

Handle Length: 118mm

Fixing Centres: 212mm

- Suitable Locks - French Door Kit in conjunction with Lever Espag. Lock Set and Euro Cylinder.
- Sold with matching SS bolt through fixings

 45448	 45449	 45450
AGED BRASS £152.19	POLISHED NICKEL - £167.40	POLISHED CHROME - £175.01

BLACKSMITH AVON LEVER HANDLES

Our Avon lever handles are our signature design and are extremely popular for their simplicity. The lever handle is hammered into shape by hand, giving it a contemporary yet individual edge.

A versatile handle that will work in all properties, whether this be a cottage, barn, apartment or town house. Also very popular for commercial properties.

We have a range of matching Avon window furniture also available along with escutcheons and bathroom thumbturns.



A - FACT: It takes nearly two hours for our skilled blacksmiths to hand-forge each and every lever on our Avon range of handles.

AVON LEVER ON ROSE SET (UNSPRUNG)



Backplate Size: 52mm x 52mm x 5mm
Handle Length: 118mm
Fixing Centres: 38mm

- Can be used with a multitude of Heavy Duty Locks, Euro Locks, Latches, Escutcheons & Thumbturns for various uses within the home.
- Unsprung lever allows use with Multi-point Locks and French Door Kits.
- Sold with matching bolt through fixings & wood screws.


 33873	 33874
BLACK - £54.24	PEWTER - £64.22

AVON LEVER LATCH SET



Backplate Size: 152mm x 48mm x 5mm
Handle Length: 118mm

- Suitable Latch - Tubular Mortice Latch.
- Sold with matching wood screws.

 91480	 33823	 33701
EXTERNAL BEESWAX - £79.55	BLACK £64.08	PEWTER £79.55

AVON LEVER ON ROSE SET (SPRUNG)



Backplate Size: 52mm x 52mm x 5mm
Handle Length: 118mm
Fixing Centres: 38mm

- Can be used with a multitude of Standard Locks, Euro Locks, Latches, Escutcheons & Thumbturns for various uses within the home.
- Sold with matching bolt through fixings & wood screws.

 91483	 33873/S	 33874/S
EXTERNAL BEESWAX - £66.65	BLACK £56.70	PEWTER £66.66

AVON LEVER BATHROOM SET



Backplate Size: 152mm x 48mm x 5mm
Handle Length: 118mm
Centres: 57mm

- Suitable Lock - Bathroom Mortice Lock.
- Sold with matching wood screws.

 91481	 33825	 33702
EXTERNAL BEESWAX - £83.81	BLACK £66.54	PEWTER £83.81

AVON LEVER LOCK SET



Backplate Size: 152mm x 48mm x 5mm
Handle Length: 118mm
Centres: 57mm

- Suitable Lock - 5 Lever Sash Lock BS.
- Sold with matching wood screws.



 91479	 33824	 33700
EXTERNAL BEESWAX - £79.55	BLACK £64.08	PEWTER £79.55

AVON EURO LOCK SET



Backplate Size: 152mm x 48mm x 5mm
Handle Length: 118mm
Centres: 47mm

- Suitable Lock - Euro Sash Lock in conjunction with a Euro Cylinder.
- Sold with matching wood screws.

 91482	 33826	 33703
EXTERNAL BEESWAX - £80.22	BLACK £64.08	PEWTER £80.23

AVON LEVER HANDLES

Our Avon lever handles are our signature design and extremely popular for their simplicity. The lever handle is hammered into shape by hand, giving it a contemporary yet individual edge. The larger backplate design is french inspired and is a very good choice for feature and entrance doors or where a more striking look is desired.

A versatile handle that will work in all properties, whether this be a cottage, barn, apartment or town house. Also very popular for commercial properties.

We have a range of matching Avon window furniture also available.



AVON LARGE LEVER LOCK SET

Backplate Size: 241mm x 48mm x 5mm
Handle Length: 118mm
Centres: 57mm
Fixing Centres: 215mm

- Suitable Lock - 5 Lever Sash Lock BS.
- Sold with matching bolt through fixings.

● 33093

BLACK - £75.86

● 33089

PEWTER - £83.80



AVON LARGE LEVER LATCH SET

Backplate Size: 241mm x 48mm x 5mm
Handle Length: 118mm
Fixing Centres: 215mm

- Suitable Latch - Tubular Mortice Latch.
- Sold with matching bolt through fixings.

● 33094

BLACK - £75.86

● 33090

PEWTER - £83.80



AVON LARGE LEVER BATHROOM SET

Backplate Size: 241mm x 48mm x 5mm
Handle Length: 118mm
Centres: 57mm
Fixing Centres: 215mm

- Suitable Lock - Bathroom Mortice Lock.
- Sold with matching bolt through fixings.

● 33095

BLACK - £77.16

● 33091

PEWTER - £85.58



AVON LARGE 72MM EURO LOCK SET

Backplate Size: 241mm x 48mm x 5mm
Handle Length: 118mm
Centres: 72mm
Fixing Centres: 215mm

- Suitable Lock - Euro DIN Sash Lock & Euro Cylinder.
- Sold with matching bolt through fixings.



33092

BLACK - £75.86



33088

PEWTER - 83.80



AVON SLIMLINE SPRUNG LEVER ESPAG. LOCK SET

Backplate Size: 242mm x 32mm x 13mm
Handle Length: 118mm
Centres: 92mm
Fixing Centres: 212mm

- Suitable Locks - Multi-point Locks or French Door Kit in conjunction with a Euro Cylinder.
- Sold with matching bolt through fixings.



91484

EXTERNAL
BEESWAX - £83.80



33033

BLACK
£72.28



33034

PEWTER
£83.80



AVON LEVER ESPAG. LOCK SET

Backplate Size: 241mm x 48mm x 5mm
Handle Length: 118mm
Centres: 92mm
Fixing Centres: 215mm

- Suitable Locks - Multi-point Locks or French Door Kit in conjunction with a Euro Cylinder.
- Sold with matching bolt through fixings.



91485

EXTERNAL
BEESWAX - £83.81



33123

BLACK
£72.29



33704

PEWTER
£83.81



AVON SLIMLINE SPRUNG LEVER LATCH SET

Backplate Size: 242mm x 32mm x 13mm
Handle Length: 118mm
Fixing Centres: 212mm

- Suitable Locks - French Door Kit in conjunction with Lever Espag. Lock Set and Euro Cylinder.
- Sold with matching bolt through fixings.



45447

EXTERNAL
BEESWAX - £83.80



92133

BLACK
£72.28



45446

PEWTER
£83.80

REGENCY LEVER HANDLES

Our Regency lever collection is a popular choice for many properties and features a simple square edged backplate, which is complemented with a smooth rounded lever.

REGENCY LEVER ON ROSE SET



Rose Size: 60mm dia. x 5mm
Handle Length: 120mm
Fixing Centres: 32mm

- Can be used with a multitude of Standard Locks, Euro Locks, Latches, Escutcheons & Thumbturns for various uses within the home.
- Sold with matching wood screws.

● 92050
EXTERNAL
BEESWAX - £76.66

● 92056
BLACK
£68.99

● 45120
PEWTER
£76.66



REGENCY LEVER LOCK SET

Backplate Size: 152mm x 48mm x 5mm
Handle Length: 120mm
Centres: 57mm

- Suitable Lock - 5 Lever Sash Lock BS.
- Sold with matching wood screws.

● 92051
EXTERNAL
BEESWAX - £91.48

● 92057
BLACK
£82.33

● 45125
PEWTER
£91.48

A - TIP: The 'Pewter Finish' looks great set against natural woods but try adorning your painted doors with this finish to enhance any colour, in any setting.



REGENCY LEVER LATCH SET

Backplate Size: 152mm x 48mm x 5mm
Handle Length: 120mm

- Suitable Latch - Tubular Mortice Latch.
- Sold with matching wood screws.

● 92052	● 92058	● 45126
EXTERNAL BEESWAX - £91.48	BLACK £82.33	PEWTER £91.48



REGENCY LEVER BATHROOM SET

Backplate Size: 152mm x 48mm x 5mm
Handle Length: 120mm
Centres: 57mm

- Suitable Lock - Bathroom Mortice Lock.
- Sold with matching wood screws.

● 92053	● 92059	● 45127
EXTERNAL BEESWAX - £96.05	BLACK £86.45	PEWTER £96.05



REGENCY LEVER EURO LOCK SET

Backplate Size: 152mm x 48mm x 5mm
Handle Length: 120mm
Centres: 47mm

- Suitable Lock - Euro Sash Lock in conjunction with a Euro Cylinder.
- Sold with matching wood screws.

● 92054	● 92060	● 45128
EXTERNAL BEESWAX - £91.48	BLACK £82.33	PEWTER £91.48



REGENCY ESPAG. LEVER LOCK SET

Backplate Size: 241mm x 48mm x 5mm
Handle Length: 120mm

Centres: 92mm
Fixing Centres: 215mm

- Suitable Locks - Multi-point Locks or French Door Kit in conjunction with a Euro Cylinder.
- Sold with matching bolt through fixings.

● 45129
PEWTER £96.38



REGENCY SLIMLINE SPRUNG LEVER LOCK SET

Backplate Size: 242mm x 32mm x 13mm
Handle Length: 132mm
Fixing Centres: 212mm

- Suitable Locks - Multi-point Locks or French Door Kit in conjunction with a Euro Cylinder.
- Sold with matching bolt through fixings.

● 92055	● 92061	● 92062
EXTERNAL BEESWAX - £96.38	BLACK £86.74	PEWTER £96.38

GOTHIC LEVER HANDLES

Inspired by the medieval period, the Gothic range of handles were the first lever design we manufactured. Decorative by nature and very popular, featuring in many homes across the UK as a well known From The Anvil product.

The lever part of the handle is hammered into shape by hand and is square by design but positioned at an angle to match the gothic design on the backplate.



A - FACT: Due to the strength of the base metal we use, very fine detail and refined shapes can be achieved on all of our hand-forged products.

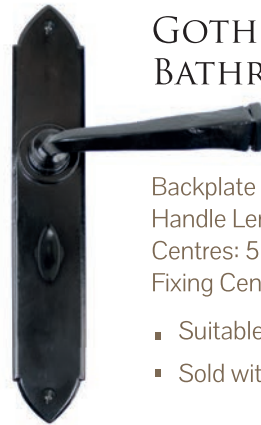


GOTHIC LEVER LOCK SET

Backplate Size: 248mm x 44mm x 5mm
Handle Length: 125mm
Centres: 57mm
Fixing Centres: 214mm

- Suitable Lock - 5 Lever Sash Lock BS.
- Sold with matching bolt through fixings.


 33271	 33276	 33600
BEESWAX - £68.48	BLACK - £68.48	PEWTER - £75.77

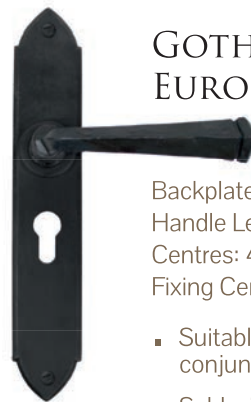


GOTHIC LEVER BATHROOM SET

Backplate Size: 248mm x 44mm x 5mm
Handle Length: 125mm
Centres: 57mm
Fixing Centres: 214mm

- Suitable Lock - Bathroom Mortice Lock.
- Sold with matching bolt through fixings.

 33272	 33274	 33604/B
BEESWAX - £80.92	BLACK - £80.92	PEWTER - £83.62



GOTHIC LEVER EURO LOCK SET

Backplate Size: 248mm x 44mm x 5mm
Handle Length: 125mm
Centres: 47mm
Fixing Centres: 214mm

- Suitable Lock - Euro Sash Lock in conjunction with a Euro Cylinder.
- Sold with matching bolt through fixings.

 33269	 33277	 33604/47
BEESWAX - £68.48	BLACK - £68.48	PEWTER - £75.77



GOTHIC LEVER LATCH SET

Backplate Size: 248mm x 44mm x 5mm
Handle Length: 125mm
Fixing Centres: 214mm

- Suitable Latch - Tubular Mortice Latch.
- Sold with matching bolt through fixings.

 33270	 33275	 33601	 33945
BEESWAX - £68.48	BLACK - £68.48	PEWTER - £75.77	BRONZE - £75.77



GOTHIC LEVER ESPAG. LOCK SET

Backplate Size: 248mm x 44mm x 5mm
Handle Length: 125mm
Centres: 92mm
Fixing Centres: 214mm

- Suitable Locks - Multi-point Locks or French Door Kit in conjunction with a Euro Cylinder.
- Sold with matching bolt through fixings.

 33273	 33604
BLACK - £68.48	PEWTER - £75.77



GOTHIC CURVED LEVER HANDLES

Similar to our original Gothic handles, this range was inspired by the medieval period with the later introduction of a curved lever, offering a more contemporary option.

The lever part of the handle is hammered into shape by hand and is comfortable to operate with its flattened lever design.

A - FACT: This style can be matched up with our peardrop window fasteners and stays to create a suite throughout your home.



GOTHIC CURVED LEVER LOCK SET

Backplate Size: 248mm x 44mm x 5mm
Handle Length: 115mm
Centres: 57mm
Fixing Centres: Pewter: 214mm & Black: 191mm

- Suitable Lock - 5 Lever Sash Lock BS.
- Sold with matching bolt through fixings.

● 33136

BLACK - £72.29

● 33634

PEWTER - £80.41



GOTHIC CURVED LEVER BATHROOM SET

Backplate Size: 248mm x 44mm x 5mm
Handle Length: 115mm
Centres: 57mm
Fixing Centres: Pewter: 214mm & Black: 191mm

- Suitable Lock - Bathroom Mortice Lock.
- Sold with matching bolt through fixings.

● 33138

BLACK - £84.75

● 33636

PEWTER - £93.17



GOTHIC CURVED LEVER LATCH SET

Backplate Size: 248mm x 44mm x 5mm
Handle Length: 115mm
Fixing Centres: Pewter: 214mm & Black: 191mm

- Suitable Latch - Tubular Mortice Latch.
- Sold with matching bolt through fixings.

● 33137

BLACK - £72.29

● 33635

PEWTER - £80.41



GOTHIC CURVED ESPAG. LEVER LOCK SET

Backplate Size: 248mm x 44mm x 5mm
Handle Length: 115mm
Centres: 92mm
Fixing Centres: 214mm

- Suitable Locks - Multi-point Locks or French Door Kit in conjunction with a Euro Cylinder.
- Sold with matching bolt through fixings.

● 33764

BLACK - £69.51

● 33765

PEWTER - £80.41



TUDOR LEVER HANDLES

The Tudor range is one of our most decorative lever designs and a popular choice for internal and entrance doors.

These elegant handles have a fleur de lys motif to the backplate and are individually forged in mild steel on an anvil, enhanced with every hammer blow creating a real work of art.

A - FACT: Handles are produced from a mild steel base material, heated in fire and shaped on an anvil to achieve a traditional hand forged appearance.



TUDOR LEVER LOCK SET

Backplate Size: 273mm x 40mm x 5mm
Handle Length: 125mm
Centres: 57mm
Fixing Centres: 243mm

- Suitable Lock - 5 Lever Sash Lock BS (Beeswax/Black - sprung handle)
- Suitable Lock - 5 Lever Heavy Duty Sash Lock BS (Pewter - unsprung handle)
- Sold with matching bolt through fixings.

● 33170
BEESWAX - £68.48

● 33247
BLACK - £68.52

● 33608
PEWTER - £75.77

TUDOR LEVER BATHROOM SET



Backplate Size: 273mm x 40mm x 5mm
Handle Length: 125mm
Centres: 57mm
Fixing Centres: 243mm

- Suitable Lock - Bathroom Mortice Lock.
- Sold with matching bolt through fixings.

● 33828
BLACK - £77.81

● 33802
PEWTER - £78.78

TUDOR LEVER EURO LOCK SET



Backplate Size: 273mm x 40mm x 5mm
Handle Length: 125mm
Centres: 47mm
Fixing Centres: 243mm

- Suitable Lock - Euro Sash Lock in conjunction with a Euro Cylinder.
- Sold with matching bolt through fixings.

● 33827
BLACK - £65.82

● 92063
PEWTER - £75.77

TUDOR LEVER LATCH SET



Backplate Size: 273mm x 40mm x 5mm
Handle Length: 125mm
Fixing Centres: 243mm

- Suitable Latch - Tubular Mortice Latch (Beeswax - sprung handle)
- Suitable Latch - Heavy Duty Latch (Black/Pewter - unsprung handle)
- Sold with matching bolt through fixings.

● 33171
BEESWAX - £68.48

● 33173
BLACK - £68.48

● 33609
PEWTER - £75.77

TUDOR LEVER ESPAG. LOCK SET



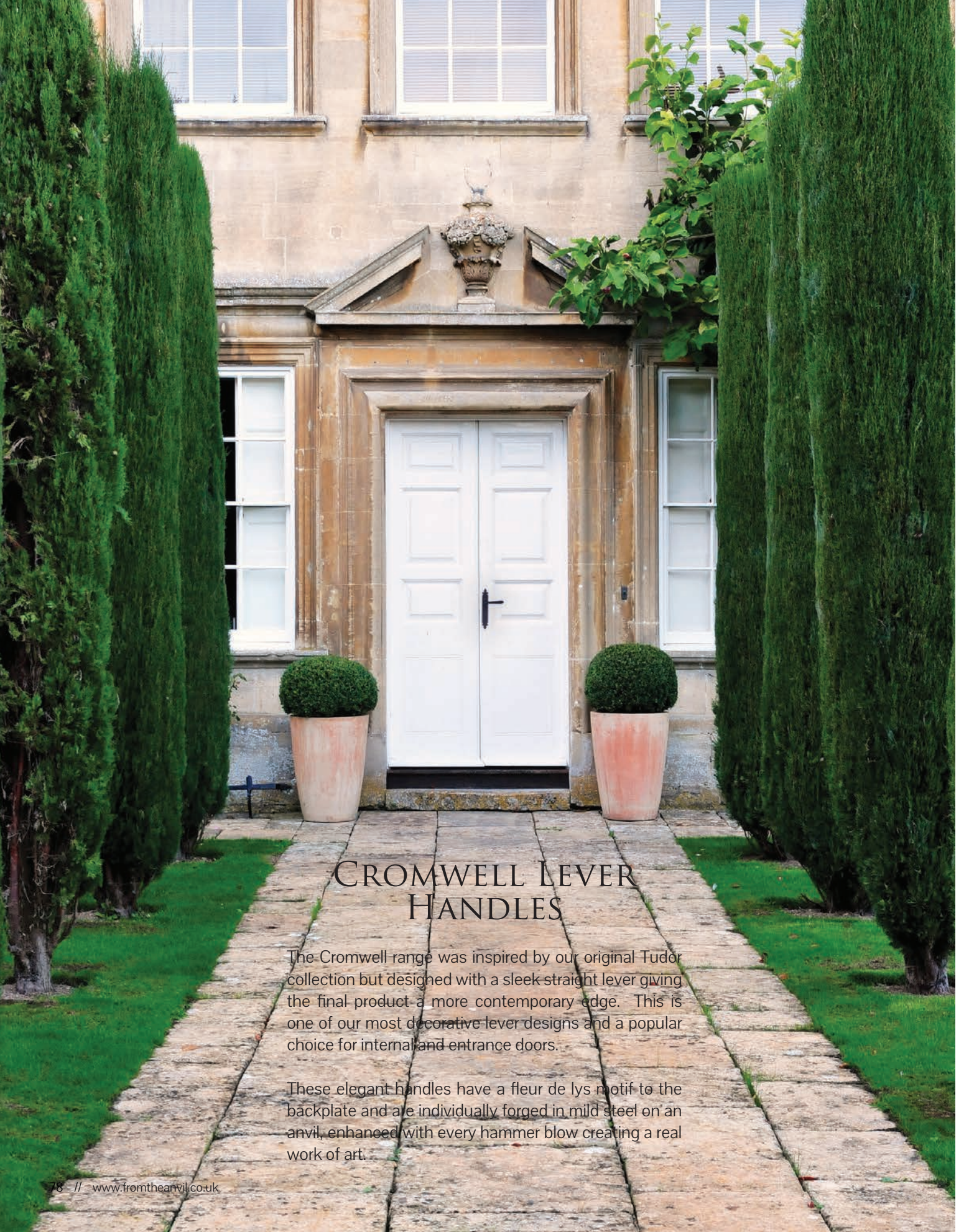
Backplate Size: 273mm x 40mm x 5mm
Handle Length: 125mm
Centres: 92mm
Fixing Centres: 243mm

- Suitable Locks - 1 3/4" Multi-point Locks or French Door Kit in conjunction with a Euro Cylinder.
- Sold with matching bolt through fixings.

● 33854
BEESWAX - £65.82

● 33172
BLACK - £68.48

● 33766
PEWTER - £73.14



CROMWELL LEVER HANDLES

The Cromwell range was inspired by our original Tudor collection but designed with a sleek straight lever giving the final product a more contemporary edge. This is one of our most decorative lever designs and a popular choice for internal and entrance doors.

These elegant handles have a fleur de lys motif to the backplate and are individually forged in mild steel on an anvil, enhanced with every hammer blow creating a real work of art.

A - TIP: The smoother lever on these cromwell handles gives a more contemporary feel to a very traditional design.



CROMWELL LEVER LOCK SET

Backplate Size: 273mm x 40mm x 5mm
Handle Length: 117mm
Centres: 57mm
Fixing Centres: 243mm

- Suitable Lock - 5 Lever Sash Lock BS.
- Sold with matching bolt through fixings.



33116

BLACK - £72.29



33730

PEWTER - £80.41



CROMWELL LEVER BATHROOM SET

Backplate Size: 273mm x 40mm x 5mm
Handle Length: 117mm
Centres: 57mm
Fixing Centres: 243mm

- Suitable Lock - Bathroom Mortice Lock.
- Sold with matching bolt through fixings.



33118

BLACK - £84.75



33732

PEWTER - £93.17



CROMWELL LEVER LATCH SET

Backplate Size: 273mm x 40mm x 5mm
Handle Length: 117mm
Fixing Centres: 243mm

- Suitable Latch - Tubular Mortice Latch.
- Sold with matching bolt through fixings.



33117

BLACK - £72.29



33731

PEWTER - £80.41



CROMWELL LEVER ESPAG. LOCK SET

Backplate Size: 273mm x 40mm x 5mm
Handle Length: 117mm
Centres: 92mm
Fixing Centres: 243mm

- Suitable Locks - Multi-point Locks or French Door Kit in conjunction with a Euro Cylinder.
- Sold with matching bolt through fixings.



33067

BLACK - £72.28



33068

PEWTER - £80.41

MONKEYTAIL LEVER HANDLES

The Monkeytail part of this traditional lever range starts life as a thin piece of mild steel. Our blacksmiths then heat and delicately hammer to form the curly monkeytail shape.

We also offer a large range of matching monkeytail window furniture.

Photo credit: English Shepherds Hut Co.



A - FACT: Hand forging from mild steel allows our blacksmiths to create fine detail which cannot be achieved with casting methods.

MONKEYTAIL LEVER LOCK SET



Backplate Size: 152mm x 51mm x 5mm
Handle Length: 126mm
Centres: 57mm

- Suitable Lock - 5 Lever Sash Lock BS.
- Sold with matching bolt through fixings.

● 33900	● 33279	● 33615
BEESWAX - £68.48	BLACK - £68.48	PEWTER - £79.57

MONKEYTAIL LEVER LATCH SET



Backplate Size: 152mm x 51mm x 5mm
Handle Length: 126mm

- Suitable Latch - Tubular Mortice Latch.
- Sold with matching wood screws.

● 33901	● 33278	● 33616
BEESWAX - £68.48	BLACK - £68.48	PEWTER - £79.57

MONKEYTAIL LEVER BATHROOM SET



Backplate Size: 152mm x 51mm x 5mm
Handle Length: 126mm
Centres: 57mm

- Suitable Lock - Bathroom Mortice Lock.
- Sold with matching wood screws.

● 33902	● 33266	● 33617
BEESWAX - £72.67	BLACK - £76.34	PEWTER - £81.05

MONKEYTAIL ON DIAMOND ROSETTE SET (UNSPRUNG)



Rosette Size: 52mm x 52mm x 3mm
Handle Length: 120mm
Fixing Centres: 48mm

- Can be used with a multitude of Heavy Duty Locks, Euro Locks, Latches, Escutcheons & Thumbturns for various uses within the home.
- Unsprung lever allows use with Multi-point Locks and French Door Kits.
- Sold with matching wood screws.

● 33848	● 33235	● 33612	● 33935
BEESWAX - £56.85	BLACK - £56.85	PEWTER - £59.48	BRONZE - £59.66

MONKEYTAIL SLIMLINE SPRUNG LEVER ESPAG. LOCK SET



Backplate Size: 242mm x 32mm x 13mm
Handle Length: 128mm
Centres: 92mm
Fixing Centres: 212mm

- Suitable Locks - Multi-point Locks or French Door Kit in conjunction with a Euro Cylinder.
- Sold with matching bolt through fixings.

● 33037L	● 33037R	● 33038L	● 33038R
(LEFT HANDED) BLACK - £69.50	(RIGHT HANDED) BLACK - £69.50	(LEFT HANDED) PEWTER - £77.28	(RIGHT HANDED) PEWTER - £77.28

COTTAGE LEVER HANDLES

A simple looking but labour intensive door handle to produce. The lever is curved in design to offset the square shaped backplate.



A - FACT: Our cottage espag range offers both 'sprung' and 'unsprung' designs for multipoint locking systems (please see below).



COTTAGE LEVER LOCK SET

Backplate Size: 167mm x 50mm x 4mm
Handle Length: 93mm
Centres: 57mm

- Suitable Lock - 5 Lever Sash Lock BS.
- Sold with matching wood screws.

● **73106**

BLACK - £28.09



COTTAGE LEVER EURO LOCK SET

Backplate Size: 167mm x 50mm x 4mm
Handle Length: 93mm
Centres: 47mm

- Suitable Lock - Euro Sash Lock in conjunction with a Euro Cylinder.
- Sold with matching wood screws.

● **91966**

BLACK - £28.09



COTTAGE LEVER LATCH SET

Backplate Size: 167mm x 50mm x 4mm
Handle Length: 93mm

- Suitable Latch - Tubular Mortice Latch.
- Sold with matching wood screws.

● **73107**

BLACK - £25.54



COTTAGE LEVER UNSPRUNG ESPAG. LOCK SET

Backplate Size: 265mm x 32mm x 4.5mm
Handle Length: 102mm
Centres: 92mm - Fixing Centres: 194mm

- Suitable Locks - Multi-point Locks or French Door Kit in conjunction with a Euro Cylinder.
- This handle is unsprung.
- Sold with matching bolt through fixings.

● **73143**

BLACK ANTIQUE
£52.16



COTTAGE LEVER BATHROOM SET

Backplate Size: 167mm x 50mm x 4mm
Handle Length: 93mm
Centres: 57mm

- Suitable Lock - Bathroom Mortice Lock.
- Sold with matching wood screws.

● **73108**

BLACK - £34.47



COTTAGE SLIMLINE SPRUNG LEVER ESPAG. LOCK SET

Backplate Size: 242mm x 32mm x 13mm
Handle Length: 113mm
Centres: 92mm - Fixing Centres: 212mm

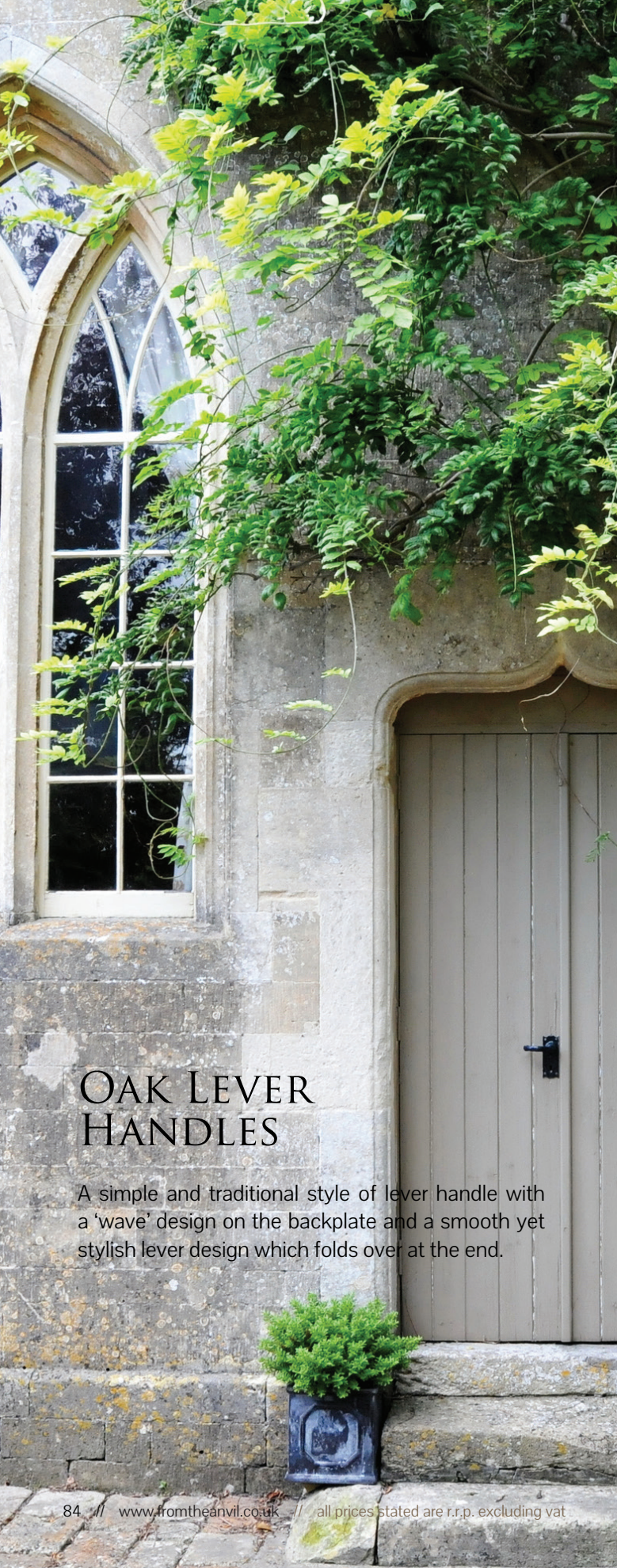
- Suitable Locks - Multi-point Locks or French Door Kit in conjunction with a Euro Cylinder.
- Sold with matching bolt through fixings.

● **33035**

BLACK - £69.50

● **33036**

PEWTER - £77.28



OAK LEVER HANDLES

A simple and traditional style of lever handle with a 'wave' design on the backplate and a smooth yet stylish lever design which folds over at the end.



OAK LEVER LOCK SET

Backplate Size: 152mm x 50mm x 6mm
Handle Length: 105mm
Centres: 57mm

- Suitable Lock - 5 Lever Sash Lock BS.
- Sold with matching wood screws.

● 33319

BLACK - £25.19



OAK LEVER LATCH SET

Backplate Size: 152mm x 50mm x 6mm
Handle Length: 105mm

- Suitable Latch - Tubular Mortice Latch.
- Sold with matching wood screws.

● 33318

BLACK - £25.19

CURLY LEVER HANDLES

Originally designed for the French market this lever handle has a very decorative feel.

CURLY LEVER LOCK SET

Backplate Size: 165mm x 51mm x 5mm
Handle Length: 114mm
Centres: 57mm




- Suitable Lock - 5 Lever Sash Lock BS.
- Sold with matching wood screws.

● 83693
BLACK
£25.54

● 83500
NATURAL
TEXTURED - £25.54

CURLY LEVER LATCH SET

Backplate Size: 165mm x 51mm x 5mm
Handle Length: 114mm



- Suitable Latch - Tubular Mortice Latch.
- Sold with matching wood screws.

● 83694
BLACK
£25.54

● 83501
NATURAL
TEXTURED - £25.54

CURLY BATHROOM SET

Backplate Size: 165mm x 51mm x 5mm
Handle Length: 114mm
Centres: 57mm



- Suitable Lock - Bathroom Mortice Lock.
- Sold with matching wood screws.

● 83695
BLACK
£31.92

● 83502
NATURAL
TEXTURED - £31.92

CLASSIC & NARROW LEVER HANDLES

A traditional style of lever, popular in barn conversions and cottage properties.



MF LEVER LOCK SET

Backplate Size: 152mm x 38mm x 4mm
Handle Length: 100mm
Centres: 57mm

- Suitable Lock - 5 Lever Sash Lock BS.
- Sold with matching wood screws.

● **73205M**

BLACK - £28.09



LEVER LOCK SET

Backplate Size: 150mm x 38mm 7mm
Handle Length: 106mm
Centres: 57mm

- Suitable Lock - 5 Lever Sash Lock BS.
- Sold with matching wood screws.

● **73217M**

BLACK - £28.09



NARROW LEVER ESPAG. LOCK SET

Backplate Size: 220mm x 30mm x 5mm
Handle Length: 118mm
Centres: 92mm
Fixing Centres: 123mm

- Suitable Locks - Multi-point Locks or French Door Kit in conjunction with a Euro Cylinder.
- Sold with matching bolt through fixings.

● **33119**

BLACK - £35.74

● **33633**

PEWTER - £50.81

SMOOTH LEVER HANDLES

As the name suggests this lever handle has a smooth style and finish.



SMOOTH LEVER LOCK SET

Backplate Size: 155mm x 40mm x 5mm
Handle Length: 101mm
Centres: 57mm

- Suitable Lock - 5 Lever Sash Lock BS.
- Sold with matching wood screws.

● 33320

BLACK - £25.19




SMOOTH LEVER LATCH SET

Backplate Size: 155mm x 40mm x 5mm
Handle Length: 101mm

- Suitable Latch - Tubular Mortice Latch.
- Sold with matching wood screws.

● 33317

BLACK - £25.19



SMOOTH LEVER BATHROOM LOCK SET

Backplate Size: 155mm x 40mm x 5mm
Handle Length: 101mm
Centres: 57mm

- Suitable Lock - Bathroom Mortice Lock.
- Sold with matching wood screws.

● 33822

BLACK - £27.25

FACT: Did you know that our polished and aged brass is made from solid unlacquered brass which results in natural ageing over time.

STRAIGHT LEVER HANDLES

The Straight edged lever is fitted onto a simple backplate resulting in an attractive and versatile looking door handle.

STRAIGHT LEVER LOCK SET



Backplate Size: 148mm x 39mm x 8mm
Handle Length: 124mm
Centres: 57mm

- Suitable Lock - 5 Lever Sash Lock BS.
- Sold with matching wood screws.

73113	73109	73112	83829	83830	91967
BEESWAX	BLACK	ANTIQUPEWTER	POLISHEDBRASS	POLISHEDCHROME	SATINCHROME
£28.09	£28.09	£36.38	£39.27	£39.27	£47.12

STRAIGHT LEVER LATCH SET



Backplate Size: 148mm x 39mm x 8mm
Handle Length: 124mm

- Suitable Latch - Tubular Mortice Latch.
- Sold with matching wood screws.

73114	73110	73116	91968	91969	91970
BEESWAX	BLACK	ANTIQUPEWTER	POLISHEDBRASS	POLISHEDCHROME	SATINCHROME
£25.54	£25.54	£36.37	£39.27	£39.27	£47.12

STRAIGHT LEVER BATHROOM LOCK SET



Backplate Size: 148mm x 39mm x 8mm
Handle Length: 124mm
Centres: 57mm

- Suitable Lock - Bathroom Mortice Lock.
- Sold with matching wood screws.

73115	73111	73117	91971	91972	91973
BEESWAX	BLACK	ANTIQUPEWTER	POLISHEDBRASS	POLISHEDCHROME	SATINCHROME
£34.47	£34.47	£42.51	£44.27	£44.27	£53.12

DELUXE LEVER HANDLES

The simple and smooth appearance of this lever handle is a versatile option for a wide variety of property types.



DELUXE LEVER LOCK SET

Backplate Size: 155mm x 42mm x 5mm
Handle Length: 113mm
Centres: 57mm

- Suitable Lock - 5 Lever Sash Lock BS.
- Sold with matching wood screws.

● 33877

BLACK - £46.64



DELUXE LEVER LATCH SET

Backplate Size: 155mm x 42mm x 5mm
Handle Length: 113mm

- Suitable Latch - Tubular Mortice Latch.
- Sold with matching wood screws.

● 33878

BLACK - £46.64



DELUXE LEVER BATHROOM LOCK SET

Backplate Size: 154mm x 42mm x 5mm
Handle Length: 115mm
Centres: 57mm

- Suitable Lock - Bathroom Mortice Lock.
- Sold with matching wood screws.

● 92161

BLACK - £48.97



BLACKSMITH RANGE MORTICE/RIM KNOB SETS

All of our Blacksmith mortice/rim knob sets are supplied with loose collars to ensure they can be flush fitted to doors or alternatively used in conjunction with a rim lock.

Our mortice/rim knob sets should ideally be used with 3", 4" or 5" locks and latches to avoid the knob sitting too closely to the door edge and frame, as this often results in difficulties when turning and opening doors.

Please note our mortice knob sets are unsprung and will need to be fitted with 'heavy duty' locks and latches. The strength of the spring found in a heavy-duty lock/latch will ensure the knob returns to its original position once released.

A - FACT: Can be used as a stand-alone mortice knob set or in conjunction with a rim lock by removing the rose when fitting.

OVAL MORTICE/RIM KNOB SET

Knob Size: 63mm x 35mm

Projection: 63mm

Rose Size: 60mm

Spindle Size: 8mm

(Threaded)

- Sold with matching wood screws & two escutcheons.
- See opposite for latch/lock recommendations.



33229	92065	33251	33644
BEESWAX	EXTERNAL BEESWAX	BLACK	PEWTER
£28.94	£41.22	£28.94	£41.22

ROUND MORTICE/RIM KNOB SET

Knob Size: 41mm Dia.

Projection: 70mm

Rose Size: 60mm

Spindle Size: 8mm

(Threaded)

- Sold with matching wood screws & two escutcheons.
- See opposite for latch/lock recommendations.



33230	92066	33252	33778
BEESWAX	EXTERNAL BEESWAX	BLACK	PEWTER
£28.94	£37.65	£28.94	£37.65

REGENCY MORTICE/RIM KNOB SET

Knob Size: 58mm Dia.

Projection: 86mm

Rose Size: 57mm

Spindle Size: 8mm

(Threaded)

- Sold with matching wood screws.
- Can be used with a multitude of heavy duty locks, latches & thumbturns for various uses within the home. We recommend using a 3", 4" or 5" latch/lock.



92067	92068	45156
EXTERNAL BEESWAX - £75.68	BLACK £68.12	PEWTER £75.68

OCTAGONAL MORTICE/RIM KNOB SET - SMALL

Knob Size: 54mm

Projection: 66mm

Rose Size: 57mm

Spindle Size: 8mm

(Threaded)

- Sold with matching wood screws & two escutcheons.



- Can be used with a multitude of heavy duty locks, latches & thumbturns for various uses within the home. We recommend using a 3", 4" or 5" latch/lock.

33228	92064	33250	33643
BEESWAX	EXTERNAL BEESWAX	BLACK	PEWTER
£35.14	£41.22	£35.14	£41.22

OCTAGONAL MORTICE/RIM KNOB SET - LARGE

Knob Size: 72mm

Projection: 76mm

Rose Size: 87mm

Spindle Size: 8mm

(Threaded)

- Sold with matching wood screws & two escutcheons.



- Can be used with a multitude of heavy duty locks, latches & thumbturns for various uses within the home. We recommend using a 3", 4" or 5" latch/lock.

33064	91499	33065	33066
BEESWAX	EXTERNAL BEESWAX	BLACK	PEWTER
£51.67	£63.07	£53.52	£63.08

BEEHIVE MORTICE/RIM KNOB SETS

Our classic Beehive collection is one of our most popular ranges, liked for its simplistic qualities and symmetrical detailing.

All of our Beehive knob sets are supplied with loose collars to ensure they can be flush fitted to doors or alternatively used in conjunction with a rim lock.

WOODEN BEEHIVE MORTICE/RIM KNOB SET

Knob Size: 54mm Dia.
Projection: 83mm
Rose Size: 58mm
Spindle Size: 8mm
(Threaded)



- Sold with matching wood screws.
- See below for latch/lock recommendations.



91729	83574	83634	91787	83573	83635
					
EBONY & POLISHED BRASS	EBONY & AGED BRASS	EBONY & POLISHED NICKEL	ROSEWOOD & POLISHED BRASS	ROSEWOOD & AGED BRASS	ROSEWOOD & POLISHED NICKEL
£37.43	£37.43	£37.43	£37.43	£37.43	£37.43

BEEHIVE MORTICE/RIM KNOB SET

Knob Size: 50mm Dia.
Projection: 64mm
Rose Size: 51mm
Spindle Size: 8mm
(Threaded)



- Sold with matching wood screws.
- Can be used with a multitude of heavy duty locks, latches & thumbturns for various uses within the home. We recommend using a 3", 4" or 5" latch/lock.







83633	83636
	
AGED BRASS	POLISHED NICKEL
£54.88	£61.27

HEAVY BEEHIVE MORTICE/RIM KNOB SET

Knob Size: 50mm Dia.
Projection: 64mm
Rose Size: 51mm
Spindle Size: 8mm
(Threaded)



- Sold with matching wood screws.
- See above for latch/lock recommendations.

83633H	83636H	90273	91974	83947	91926
					
AGED BRASS	POLISHED NICKEL	POLISHED CHROME	SATIN CHROME	AGED BRONZE	POLISHED BRONZE
£62.41	£62.41	£73.53	£77.21	£99.35	£99.35

COTTAGE, BUN & RINGED MORTICE/RIM KNOB SETS

Our collection of Cottage, Bun & Ringed mortice/rim sets are manufactured from solid timber and offered in rosewood or ebony finishes.

All of our mortice/rim knob sets are supplied with loose collars to ensure they can be flush fitted to doors or alternatively used in conjunction with a rim lock.

WOODEN COTTAGE MORTICE/RIM KNOB SET

Knob Size: 54mm Dia.
Projection: 70mm
Rose Size: 58mm
Spindle Size: 8mm
(Threaded)



- Sold with matching wood screws.
- Can be used with a multitude of heavy duty locks, latches & thumbturns for various uses within the home. We recommend using a 3", 4" or 5" latch/lock.

91762	91792
	
EBONY & POLISHED BRASS	ROSEWOOD & POLISHED BRASS
£37.43	£37.43

WOODEN BUN MORTICE/RIM KNOB SET

Knob Size: 57mm Dia.
Projection: 68mm
Rose Size: 57mm
Spindle Size: 8mm
(Threaded)



- Sold with matching wood screws.
- Can be used with a multitude of heavy duty locks, latches & thumbturns for various uses within the home. We recommend using a 3", 4" or 5" latch/lock.


83563	83838
	
EBONY & POLISHED BRASS	EBONY & POLISHED NICKEL
£43.40	£47.72

WOODEN RINGED MORTICE/RIM KNOB SET

Knob Size: 54mm Dia.
Projection: 70mm
Rose Size: 56mm
Spindle Size: 8mm
(Threaded)



- Sold with matching wood screws.
- Can be used with a multitude of heavy duty locks, latches & thumbturns for various uses within the home. We recommend using a 3", 4" or 5" latch/lock.

83562

ROSEWOOD & POLISHED BRASS
£43.40

MUSHROOM & OVAL MORTICE/RIM KNOB SETS






Our Mushroom and Oval mortice/rim knob sets are a versatile option for both contemporary and traditional doors, their smooth exterior fits in any setting.

MUSHROOM MORTICE/RIM KNOB SET - SMALL

Knob Size: 49mm Dia.
Projection: 49mm
Rose Size: 51mm
Spindle Size: 8mm
(Threaded)



- Sold with matching wood screws.
- See below for latch/lock recommendations.





83564	83839	90291	83944	91925
				
POLISHED BRASS	POLISHED NICKEL	POLISHED CHROME	AGED BRONZE	POLISHED BRONZE
£21.46	£26.21	£31.40	£43.42	£43.42

MUSHROOM MORTICE/RIM KNOB SET - LARGE

Knob Size: 57mm Dia.
Projection: 55mm
Rose Size: 57mm
Spindle Size: 8mm
(Threaded)



- Sold with matching wood screws.
- See below for latch/lock recommendations.





91529	91530	91532	91531
			
POLISHED BRASS	POLISHED NICKEL	POLISHED CHROME	AGED BRONZE
£50.14	£55.16	£57.66	£67.68

OVAL MORTICE/RIM KNOB SET

Knob Size: 57mm x 40mm
Projection: 65mm
Rose Size: 58mm
Spindle Size: 8mm (Threaded)



- Sold with matching wood screws.
- Can be used with a multitude of heavy duty locks, latches & thumbturns for various uses within the home. We recommend using a 3", 4" or 5" latch/lock.

83627	83629	91975	91976
			
POLISHED BRASS	POLISHED NICKEL	POLISHED CHROME	AGED BRONZE
£30.64	£36.02	£46.82	£61.28

PRESTBURY MORTICE/RIM KNOB SETS

Our Prestbury mortice/rim knob sets are available in two sizes, the larger of the two is a great choice for more substantial or feature doors.

Manufactured from either solid brass or solid bronze resulting in a heavy, chunky product with a symmetrically classic design to both the knob and rose.



A - TIP: If you are looking to finish your property in soft neutral tones, our polished nickel finish is a recommended option and is a much softer and warmer choice than polished chrome.

PRESTBURY MORTICE/RIM KNOB SET - SMALL

Knob Size: 50mm Dia.





Projection: 64mm

Rose Size: 50mm

Spindle Size: 8mm
(Threaded)



- Sold with matching wood screws.
- Can be used with a multitude of heavy duty locks, latches & thumbturns for various uses within the home. We recommend using a 3", 4" or 5" latch/lock.

83857	83855	90274	83945
			
AGED BRASS	POLISHED NICKEL	POLISHED CHROME	AGED BRONZE
£58.99	£70.79	£78.14	£85.54

PRESTBURY MORTICE/RIM KNOB SET - LARGE

Knob Size: 63mm Dia.





Projection: 71mm

Rose Size: 63mm

Spindle Size: 8mm
(Threaded)



- Sold with matching wood screws.
- Can be used with a multitude of heavy duty locks, latches & thumbturns for various uses within the home. We recommend using a 3", 4" or 5" latch/lock.

83858	83856	90275	83946
			
AGED BRASS	POLISHED NICKEL	POLISHED CHROME	AGED BRONZE
£87.31	£99.11	£109.01	£120.93

MORTICE/RIM & MORTICE KNOB SETS

Our mortice/rim and mortice knob sets should ideally be used with 3", 4" or 5" locks and latches to avoid the knob sitting too closely to the door edge and frame, as this often results in difficulties when turning and opening doors.

FLOWER MORTICE/RIM KNOB SET

Knob Size: 50mm Dia.
Projection: 69mm
Rose Size: 61mm
Spindle Size: 8mm
(Threaded)



- Sold with matching wood screws.
- Can be used with a multitude of heavy duty locks, latches & thumbturns for various uses within the home. We recommend using a 3", 4" or 5" latch/lock.

39010



AGED
BRASS

£41.73

FLOWER MORTICE KNOB SET

Knob Size: 57mm Dia.
Projection: 76mm
Rose Size: 60mm
Spindle Size: 8mm



- Sold with matching wood screws.
- Fixed rose, suitable for mortice use only.
- Can be used with a multitude of heavy duty locks, latches & thumbturns for various uses within the home. We recommend using a 3", 4" or 5" latch/lock.

83560



BLACK

£41.33

83561



NATURAL
SMOOTH

£41.33

BALL MORTICE KNOB SET

Knob Size: 45mm Dia.
Projection: 72mm
Rose Size: 60mm
Spindle Size: 8mm



- Sold with matching wood screws.
- Fixed rose, suitable for mortice use only.
- Can be used with a multitude of heavy duty locks, latches & thumbturns for various uses within the home. We recommend using a 3", 4" or 5" latch/lock.

83630



POLISHED
BRASS

£30.64

83632



POLISHED
NICKEL

£34.47

FACT: Our period range of knob sets are all hand finished meaning no two products are identical. Please note a bespoke finishing service is available upon request.

MORTICE KNOB SETS

Our mortice knob sets should ideally be used with 3", 4" or 5" locks and latches to avoid the knob sitting too closely to the door edge and frame, as this often results in difficulties when turning and opening doors.





Please note our mortice knob sets are unsprung and will need to be fitted with 'heavy duty' locks and latches. The strength of the spring found in a heavy-duty lock/latch will ensure the knob returns to its original position once released.

TEWKESBURY SQUARE MORTICE KNOB SET

Knob Size: 54mm Dia.
Projection: 62mm
Rose Size: 63mm
Spindle Size: 8mm



- Sold with matching wood screws.
- Fixed rose, suitable for mortice use only.
- See opposite for latch/lock recommendations.





83860	83859	90292	90293
			
AGED BRASS	POLISHED NICKEL	POLISHED CHROME	AGED BRONZE
£61.35	£80.23	£84.26	£92.27

ELMORE CONCEALED MORTICE KNOB SET

Knob Size: 56mm Dia.
Projection: 70mm
Rose Size: 58mm
Spindle Size: 8mm



- Sold with matching wood screws.
- Concealed fixing with fixed rose, suitable for mortice use only.
- See opposite for latch/lock recommendations.





83864	83863	90296	90297
			
AGED BRASS	POLISHED NICKEL	POLISHED CHROME	AGED BRONZE
£70.79	£82.59	£86.71	£94.94

BROCKWORTH MORTICE KNOB SET

Knob Size: 50mm Dia.
Projection: 70mm
Rose Size: 62mm
Spindle Size: 8mm



- Sold with matching wood screws.
- Fixed rose, suitable for mortice use only.
- See opposite for latch/lock recommendations.

83862	83861	90294	90295
			
AGED BRASS	POLISHED NICKEL	POLISHED CHROME	AGED BRONZE
£61.35	£70.79	£74.35	£81.41



CENTRE DOOR KNOBS

Our elegant collection of centre door knobs suit all applications from a country cottage, town house or high street shop.

All of our centre knobs are solid and made from either mild steel, solid brass or solid bronze making them very robust and substantial in weight.

All options are supplied with a fixing bolt which is designed to pass through the full thickness of the door and thread into the back of the centre knob. We also include a location pin on the rose to stop any unwanted movement during the life of your product.




For larger feature doors our Prestbury centre door knobs are an impressive statement.

BLACKSMITH ART DECO CENTRE DOOR KNOB

Knob Size: 81mm
Projection: 78mm
Rose Size: 90mm



- Supplied with
M8 x 110mm
Stainless Steel
Threaded Bolt for bolt-through fixing.






91486	90070	90069
		
EXTERNAL BEESWAX	BLACK	PEWTER
£98.82	£88.94	£98.82

PERIOD ART DECO CENTRE DOOR KNOB

Knob Size: 81mm
Projection: 78mm
Rose Size: 90mm



- Supplied with
M8 x 110mm
Stainless Steel
Threaded Bolt for bolt-through fixing.

90071	90068	90073	90072	91946
				
AGED BRASS	POLISHED NICKEL	POLISHED CHROME	AGED BRONZE	POLISHED BRONZE
£109.80	£120.77	£126.26	£148.23	£148.23




A - TIP: If you would like a copper finish we can achieve this by polishing any of our aged bronze products. Please contact our sales team for more info.

OCTAGONAL CENTRE DOOR KNOB (EXTERNAL)

Knob Size: 82mm
Projection: 80mm
Rose Size: 95mm



- Can be fitted independently or used back-to-back with an Internal Centre Door Knob.
- Supplied with M10 x 90mm Dome Headed Bolt for bolt-through fixing.

91498	83779	83778
		
EXTERNAL BEESWAX	BLACK	PEWTER
£56.45	£49.09	£56.46

OCTAGONAL CENTRE DOOR KNOB (INTERNAL)

Knob Size: 82mm
Projection: 80mm
Rose Size: 95mm



- To be used back-to-back in conjunction with External Centre Door Knob.
- Supplied with M10 x 120mm threaded bar.
- Secured with a grub screw which holds the knob onto the threaded bar.





90382	90383
	
BLACK	PEWTER
£49.09	£56.45

PRESTBURY CENTRE DOOR KNOB

Knob Size: 102mm
Projection: 106mm
Rose Size: 102mm



- Supplied with M10 x 100mm Dome Headed Bolt for bolt-through fixing.

83782	90276	83783	83959
			
AGED BRASS	POLISHED NICKEL	POLISHED CHROME	AGED BRONZE
£122.00	£130.67	£133.80	£151.49

REGENCY CENTRE DOOR KNOB

Knob Size: 75mm
Projection: 80mm
Rose Size: 75mm



- Supplied with M10 x 90mm Dome Headed Bolt for bolt-through fixing.






	92069		92070		45155
EXTERNAL BEESWAX - £108.70		BLACK £97.83		PEWTER £108.70	

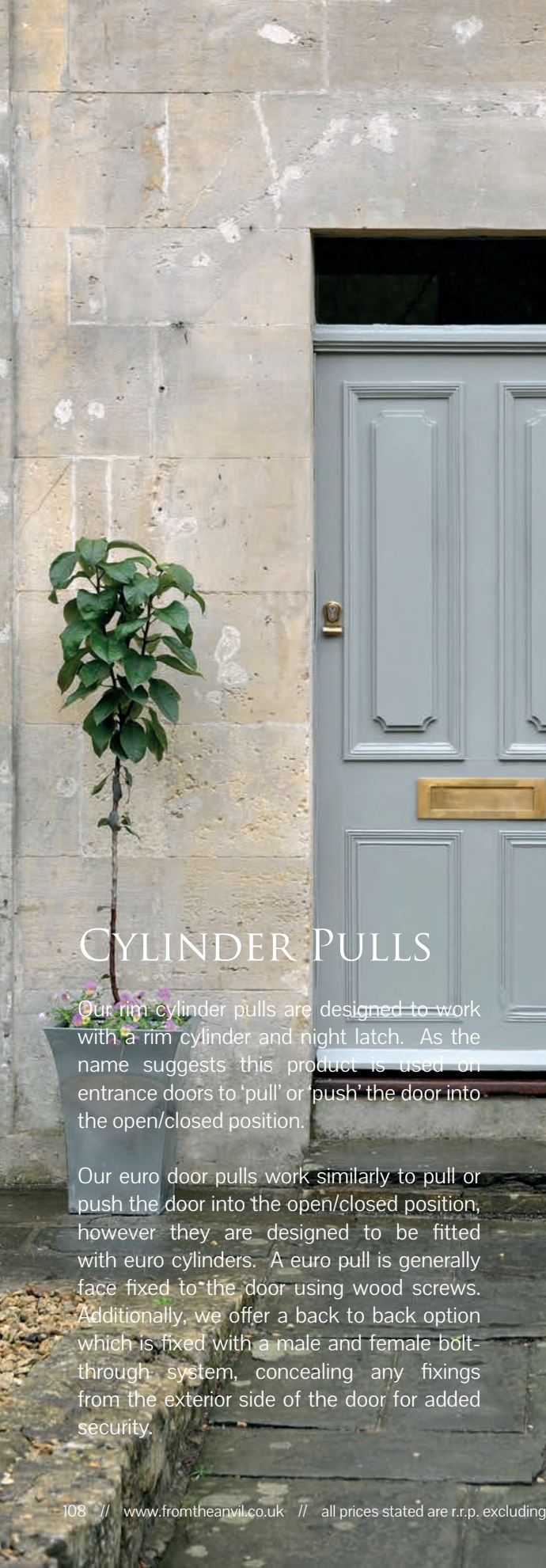
CENTRE DOOR KNOB

Knob Size: 73mm
Rose size: 80mm
Projection: 85mm



- Supplied with M10 x 100mm Dome Headed Bolt for bolt-through fixing.

83506	83505	91977	91978	91979
				
BLACK	ANTIQU PEWTER	POLISHED BRASS	POLISHED CHROME	SATIN CHROME
£37.02	£45.39	£45.39	£54.47	£56.74



CYLINDER PULLS

Our rim cylinder pulls are designed to work with a rim cylinder and night latch. As the name suggests this product is used on entrance doors to 'pull' or 'push' the door into the open/closed position.





Our euro door pulls work similarly to pull or push the door into the open/closed position, however they are designed to be fitted with euro cylinders. A euro pull is generally face fixed to the door using wood screws. Additionally, we offer a back to back option which is fixed with a male and female bolt-through system, concealing any fixings from the exterior side of the door for added security.

BLACKSMITH RIM CYLINDER PULL

Overall Size: 81mm x 50mm
Backplate Size: 53mm x 50mm
Projection: 26mm
Plate thickness: 5mm



- Held in place by the rim cylinder which compresses with the night latch to tighten & fix.
- Includes a location pin on rear to stop any rotational movement.







91502	73394/1	91509	33071
			
EXTERNAL BEESWAX	BLACK	PEWTER	ANTIQUE PEWTER
£15.20	£7.62	£15.20	£9.87

PERIOD RIM CYLINDER PULL

Overall Size: 81mm x 50mm
Backplate Size: 53mm x 50mm
Projection: 26mm
Plate thickness: 5mm



- Held in place by the rim cylinder which compresses with the night latch to tighten & fix.
- Includes a location pin on rear to stop any rotational movement.

90283	90281	90285	91995	83967	91937
					
POLISHED BRASS	POLISHED NICKEL	POLISHED CHROME	SATIN CHROME	AGED BRONZE	POLISHED BRONZE
£13.83	£15.20	£15.97	£15.97	£17.28	£17.28


FA - FACT: Cylinder door pulls help to decorate your door, matching with other ironmongery whilst also allowing it to be securely pulled closed.

BLACKSMITH EURO DOOR PULL

Overall Size: 95mm x 63mm
Backplate Size: 75mm x 61mm
Projection: 22mm
Plate thickness: 8.5mm



- Sold with matching wood screws.

33875	33876
	
BLACK	PEWTER
£14.98	£14.98

BLACKSMITH EURO DOOR PULL BACK-TO-BACK FIXINGS

Overall Size: 90mm x 50mm
Backplate Size: 69mm x 50mm
Projection: 21mm
Plate thickness: 10mm
Fixing Centres: 38mm



- Sold with matching bolt-through fixings which are concealed from the external side of the door.
- Maximum door thickness: 64mm




90039	90040
	
BLACK	PEWTER
£53.42	£58.77

PERIOD EURO DOOR PULL

Overall Size: 90mm x 63mm
Backplate Size: 65mm x 58mm
Projection: 20mm
Plate thickness: 8mm



- Sold with matching wood screws.





83827	83828	83975
		
POLISHED BRASS	POLISHED CHROME	AGED BRONZE
£14.98	£15.48	£21.48

PERIOD EURO DOOR PULL BACK-TO-BACK FIXINGS

Overall Size: 90mm x 50mm
Backplate Size: 69mm x 50mm
Projection: 21mm
Plate thickness: 10mm
Fixing Centres: 38mm



- Sold with matching bolt-through fixings which are concealed from the external side of the door.
- Maximum door thickness: 64mm

90065	90282	90066	90067
			
AGED BRASS	POLISHED NICKEL	POLISHED CHROME	AGED BRONZE
£58.77	£64.64	£67.58	£79.34

DOOR KNOCKERS

Our extensive selection of door knockers suit a wide variety of doors from timber, composite, upvc and aluminium offering both traditional and contemporary designs. We have options that suit narrower doors with panels/glazing panels which have less room for door furniture to be fitted. We also manufacture door knockers with larger backplates that suit large feature doors.




A - TIP: A door knocker is an attractive feature for your front door, available in various designs and a good alternative to using a door bell.

BLACKSMITH SLIMLINE ART DECO DOOR KNOCKER

Overall Length: 148mm
Width: 90mm
Fixing Plate: 56mm x 25mm
Projection: 27mm
Stud: 29mm x 29mm



- Sold with matching 110mm Stainless Steel threaded bolts which provides a bolt-through fixing.






91491	90034	90035
		
EXTERNAL BEESWAX	BLACK	PEWTER
£78.42	£71.46	£78.42

PERIOD SLIMLINE ART DECO DOOR KNOCKER

Overall Length: 148mm
Width: 90mm
Fixing Plate: 56mm x 25mm
Projection: 27mm
Stud: 29mm x 29mm



- Sold with matching 110mm Stainless Steel threaded bolts which provides a bolt-through fixing.




90028	90042	90033	90041	91945
				
AGED BRASS	POLISHED NICKEL	POLISHED CHROME	AGED BRONZE	POLISHED BRONZE
£86.27	£94.89	£99.20	£116.46	£116.46

PEAR SHAPED DOOR KNOCKER

Ring Width: 95mm
Ring Length: 133mm
Fixing Plate: 63mm dia.
Projection: 22mm
Stud: 26mm dia.



- Sold with matching wood screws.
- Surface fixed to the front of your door.

91490	33246	33611
		
EXTERNAL BEESWAX	BLACK	PEWTER
£58.18	£47.65	£58.18

SHAKESPEARE DOOR KNOCKER

Ring Width: 94mm
Ring Length: 101mm
Fixing Plate:
68mm x 68mm
Projection: 28mm
Stud: 26mm dia.



- Sold with matching wood screws.
- Surface fixed to the front of your door.

33839	33805
	
BLACK	PEWTER
£54.11	£54.99

WINDSOR DOOR KNOCKER

Ring Width: 126mm
Ring Length: 160mm
Fixing Plate:
105mm x 105mm
Projection: 33mm
Stud: 28mm dia.



- Sold with matching wood screws.
- Surface fixed to the front of your door.

33868

BLACK
£42.00

DOOR KNOCKERS





Our extensive selection of door knockers suit a wide variety of doors from timber, composite, upvc and aluminium offering both traditional and contemporary designs. We have options that suit narrower doors with panels/glazing panels which have less room for door furniture to be fitted. We also manufacture door knockers with larger backplates that suit large feature doors.

RING DOOR KNOCKER

Ring Width: 114mm
Ring Length: 110mm
Fixing Plate: 115mm x 115mm
Projection: 32mm
Stud: 26mm dia.



- Sold with matching wood screws.
- Surface fixed to the front of your door.

91489	33245	33658	33908
			
EXTERNAL BEESWAX	BLACK	PEWTER	BRONZE
£68.19	£56.28	£68.19	£67.91

SHROPSHIRE DOOR KNOCKER

Ring Width: 105mm
Ring Length: 110mm
Fixing Plate: 103mm dia.
Projection: 40mm
Stud: 34mm dia.



- Sold with matching wood screws.
- Surface fixed to the front of your door.

45207

PEWTER
£90.58




A - FACT: Our door knockers are either surfaced fixed with wood screws or come with a bolt-through fixing which passes through the door.

REGENCY DOOR KNOCKER

Ring Width: 108mm
Ring Length: 102mm
Fixing Plate: 50mm dia.
Projection: 38mm
Stud: 40mm dia.



- Sold with matching wood screws.
- Surface fixed to the front of your door.

92075	92076	45154
		
EXTERNAL BEESWAX	BLACK	PEWTER
£86.27	£77.64	£86.27

LOOP DOOR KNOCKER

Ring Width: 63mm
Ring Length: 160mm
Fixing Plate: 95mm x 39mm
Projection: 33mm
Stud: 40mm dia.



- Sold with matching 70mm Threaded Bolts with Dome Head Caps.
- Attached to door by way of bolt-through fixing.


73379M	33610	33610M	90018
			
BLACK	ANTIQUPEWTER	POLISHED BRASS	POLISHED CHROME
£45.39	£40.86	£44.68	£54.32

4" RING DOOR KNOCKER

Ring Width: 100mm
Ring Length: 106mm
Fixing Plate: 47mm dia.
Projection: 40mm
Stud: 49mm dia.



- Sold with matching 70mm Threaded Bolts with Dome Head Caps.
- Attached to door by way of bolt-through fixing.







33869

BLACK
£22.34

LION'S HEAD DOOR KNOCKER

Lion Head Size: 170mm x 130mm
Overall Length: 230mm
Ring Size: 115mm x 115mm
Projection: 65mm
Stud: 41mm dia.



- Sold with matching 70mm Threaded Bolts with Dome Head Caps.
- Attached to door by way of bolt-through fixing.





33018	33019	33020	91997	91998	91999
					
BLACK	ANTIQUPEWTER	POLISHED BRASS	POLISHED NICKEL	POLISHED CHROME	POLISHED BRONZE
£55.36	£67.62	£61.49	£76.86	£79.93	£92.23

RING DOOR KNOCKER

Ring Size: 124mm x 124mm
Fixing Plate: 65mm x 65mm
Projection: 62mm
Stud: 30mm x 30mm



- Sold with matching 70mm Threaded Bolts with Dome Head Caps.
- Attached to door by way of bolt-through fixing.






83836	90286	83837	83960
			
POLISHED BRASS	POLISHED NICKEL	POLISHED CHROME	AGED BRONZE
£76.93	£85.38	£88.74	£98.18

DOCTOR'S DOOR KNOCKER

Overall Length: 196mm
Fixing Plate: 57mm dia.
Projection: 69mm
Stud: 51mm dia.



- Sold with matching 70mm Threaded Bolts with Dome Head Caps.
- Attached to door by way of bolt-through fixing.

90251	92000	90019	92002	92001
				
POLISHED BRASS	POLISHED NICKEL	POLISHED CHROME	SATIN CHROME	AGED BRONZE
£37.32	£44.78	£49.36	£51.83	£65.30

LETTERPLATES & COVERS

Our traditional letterplates & covers are an attractive option for numerous door types. For more traditional doors we have a separate system where the letterplate is fitted to the external side of the door and a letterplate cover is fitted to the internal side to reduce drafts. The cover also masks the aperture cut in order to fit the letterplate. This system is available in two sizes to suit large and small doors.

For composite and upvc doors we would recommend using our door letterbox which is supplied as a full kit and contains a tunnel and brushes to reduce drafts and insulate the door. The sleeve inside the letterbox also protects the door from moisture and masks the aperture cutting.

A - TIP: The design of our letterplate will suit many door styles & our finish options complement all door colours.

BLACKSMITH LETTERPLATE - LARGE

Overall Size: 319mm x 110mm
Opening Size: 257mm x 45mm
Fixing Centres: 292mm
Letterplate Thickness: 5mm



- Maximum Door Thickness: 74mm
- Supplied with matching 80mm threaded bolts with dome headed caps.

91492	33226	33680	33921
EXTERNAL BEESWAX	BLACK	PEWTER	BRONZE
£83.81	£39.84	£83.81	£83.83

PERIOD LETTERPLATE - LARGE

Overall Size: 324mm x 108mm
Opening Size: 258mm x 44mm
Fixing Centres: 292mm
Letterplate Thickness: 4mm



- Maximum Door Thickness: 65mm
- Supplied with matching 70mm threaded bolts with dome headed caps.

33050	91881	90287	33052	92003	83962	91932
POLISHED BRASS	AGED BRASS	POLISHED NICKEL	POLISHED CHROME	SATIN CHROME	AGED BRONZE	POLISHED BRONZE
£49.33	£70.94	£70.95	£61.61	£70.95	£73.40	£73.40

BLACKSMITH LETTERPLATE COVER - LARGE

Overall Size: 355mm x 127mm
Fixing Size: 78mm x 12mm



- Sold with matching wood screws.

91493	33227	33681	33922
EXTERNAL BEESWAX	BLACK	PEWTER	BRONZE
£63.93	£27.57	£63.93	£63.95

PERIOD LETTERPLATE COVER - LARGE

Overall Size: 354mm x 130mm
Fixing Size: 78mm x 12mm



- Sold with matching wood screws.

33051	91883	90288	33053	92004	83964	91934
POLISHED BRASS	AGED BRASS	POLISHED NICKEL	POLISHED CHROME	SATIN CHROME	AGED BRONZE	POLISHED BRONZE
£37.07	£61.22	£61.22	£46.88	£61.22	£61.60	£61.60




A - FACT: Letterplate covers are designed to prevent drafts when fitted in conjunction with a letterplate & also help conceal the letterplate fixings from the inside.

BLACKSMITH LETTERPLATE - SMALL

Overall Size: 266mm x 110mm
Opening Size: 203mm x 45mm
Fixing Centres: 243mm
Letterplate Thickness: 5mm



- Maximum Door Thickness: 74mm
- Supplied with matching 80mm threaded bolts with dome headed caps.








91494	33056	33058
		
EXTERNAL BEESWAX	BLACK	PEWTER
£76.07	£36.70	£76.08

PERIOD LETTERPLATE - SMALL

Overall Size: 265mm x 108mm
Opening Size: 198mm x 44mm
Fixing Centres: 232mm
Letterplate Thickness: 4mm



- Maximum Door Thickness: 65mm
- Supplied with matching 70mm threaded bolts with dome headed caps.




33060	91880	90289	33062	92005	83961	91931
						
POLISHED BRASS	AGED BRASS	POLISHED NICKEL	POLISHED CHROME	SATIN CHROME	AGED BRONZE	POLISHED BRONZE
£42.46	£60.88	£60.89	£54.24	£60.89	£61.60	£61.60

BLACKSMITH LETTERPLATE COVER - SMALL

Overall Size: 266mm x 108mm
Fixing Size: 78mm x 12mm



- Sold with matching wood screws.








91495	33057	33059
		
EXTERNAL BEESWAX	BLACK	PEWTER
£56.45	£23.70	£56.46

PERIOD LETTERPLATE COVER - SMALL

Overall Size: 265mm x 130mm
Fixing Size: 78mm x 12mm



- Sold with matching wood screws.

33061	91882	90290	33063	92006	83963	91933
						
POLISHED BRASS	AGED BRASS	POLISHED NICKEL	POLISHED CHROME	SATIN CHROME	AGED BRONZE	POLISHED BRONZE
£30.45	£45.30	£45.31	£39.51	£45.31	£49.79	£49.79

A - FACT: Our traditional letterbox offers a weatherproof option by utilising a sleeve and brush set design.

TRADITIONAL LETTERBOX

Overall Size: 315mm x 92mm
Opening Size: 249mm x 41mm
Fixing Centres: 283mm



91526	91527	92127	45443	45444
BLACK	PEWTER	AGED BRASS	POLISHED NICKEL	POLISHED CHROME
£100.72	£129.68	£202.40	£222.64	£232.76

- Maximum Door Thickness: 72mm
- Minimum Door Thickness: 42mm
- Supplied with with matching bolt through fixings.
- External plate with a combined internal flap.

POSTAL LETTERPLATE

Overall Size: 300mm x 115mm
Opening Size: 204mm x 40mm
Fixing Centres: 250mm
Letterplate Thickness: 6mm



- Maximum Door Thickness: 60mm
- Supplied with matching 70mm threaded bolts with dome headed caps.

83544
POLISHED BRASS
£54.24

ART DECO LETTERPLATE

Overall Size: 304mm x 85mm
Opening Size: 200mm x 48mm
Fixing Centres: 253mm
Letterplate Thickness: 6mm



- Maximum Door Thickness: 60mm
- Supplied with matching 70mm threaded bolts with dome headed caps.

83545
POLISHED BRASS
£56.70

SIGNS, NUMBERS & LETTERS

Our From The Anvil signs, numerals and letters add the finishing touches to any external or internal door.

Our signs are often used in residential properties but are also a great addition in commercial environments such as pubs and restaurants.

'PUSH' SIGN

Overall Size: 168mm x 48mm x 4mm
Fixing Centres: 150mm

- Sold with matching wood screws.



83683

ANTIQUE PEWTER
£19.77

'PULL' SIGN

Overall Size: 168mm x 48mm x 4mm
Fixing Centres: 150mm

- Sold with matching wood screws.



83684

ANTIQUE PEWTER
£19.77

'LADIES' SIGN

Overall Size: 159mm x 48mm x 4mm
Fixing Centres: 141mm

- Sold with matching wood screws.



83685

ANTIQUE PEWTER
£19.77

'GENTS' SIGN

Overall Size: 159mm x 48mm x 4mm
Fixing Centres: 141mm

- Sold with matching wood screws.



83686

ANTIQUE PEWTER
£19.77

NUMERALS

Height: 78mm

Thickness: 8mm



- Sold with matching wood screws.

83700 TO 83709	83730 TO 83739	83710 TO 83719	90310 TO 90319	83720 TO 83729	83920 TO 83929	92010 TO 92019	92020 TO 92029
BLACK	ANTIQUE PEWTER	POLISHED BRASS	POLISHED NICKEL	POLISHED CHROME	SATIN CHROME	AGED BRONZE	POLISHED BRONZE
£3.94	£7.26	£5.17	£6.91	£5.17	£6.15	£10.36	£10.36

LETTERS

Height: 78mm

Thickness: 8mm



- Sold with matching wood screws.

83800A TO 83800Z	83803A TO 83803Z	83801A TO 83801Z	90303A TO 90303Z	83802A TO 83802Z	83804A TO 83804Z	92030A TO 92030Z	92031A TO 92031Z
BLACK	ANTIQUE PEWTER	POLISHED BRASS	POLISHED NICKEL	POLISHED CHROME	SATIN CHROME	AGED BRONZE	POLISHED BRONZE
£3.94	£7.26	£5.17	£6.91	£5.17	£6.15	£10.36	£10.36

CASEMENT WINDOW FASTENERS & ACCESSORIES

Window fasteners are face fixed window catches used to open or close a window. The tongue of the fastener fits into a mortice plate or hook plate to hold the window closed. A more traditional alternative to the multipoint locking window system.

A - FACT: Our Hinton collection is also available in a range of matching lever handles.



HINTON FASTENERS






A decorative collection, manufactured in our factory from solid brass or solid bronze. A textured design with matching door furniture and window stays available.

HINTON FASTENER - LOCKING

Overall Length: 128mm
Handle Length: 106mm
Fixing Plate Size: 60mm x 19mm x 6mm
Mortice Plate Size: 74mm x 15mm x 2mm
Hook Plate Size: 58mm x 12mm x 5mm



- Reversible design.
- Sold with matching wood screws.
- Suitable for use with weather-stripped windows.






45339	45341	45340	45342	45343
				
AGED BRASS	POLISHED NICKEL	POLISHED CHROME	AGED BRONZE	POLISHED BRONZE
£42.78	£47.02	£49.37	£53.10	£53.10

NIGHT VENT HINTON FASTENER - LOCKING

Overall Length: 148mm
Handle Length: 132mm
Fixing Plate Size: 63mm x 17mm x 6mm
Keep Size: 63mm x 14mm x 4mm
Keep Projection: 25mm



- Reversible design supplied with two keeps.
- Sold with matching wood screws.
- Suitable for use with weather-stripped windows.

45344	45346	45345	45347	45348
				
AGED BRASS	POLISHED NICKEL	POLISHED CHROME	AGED BRONZE	POLISHED BRONZE
£48.43	£54.09	£56.76	£60.04	£60.04

A - FACT: All of our window fasteners have a matching range of stays available in a variety of sizes and finishes.

NEWBURY FASTENERS

A sleek collection, manufactured in our factory from solid brass or solid bronze. A simple and subtle design with matching door furniture and window stays available.

NEWBURY FASTENER - LOCKING

Overall Length: 128mm

Handle Length: 105mm






Fixing Plate Size: 60mm x 19mm x 6mm

Mortice Plate Size: 74mm x 15mm x 2mm

Hook Plate Size: 58mm x 12mm x 5mm



- Reversible design.
- Sold with matching wood screws.
- Suitable for use with weather-stripped windows.

91441	91455	91448	91462	91951
				
AGED BRASS	POLISHED NICKEL	POLISHED CHROME	AGED BRONZE	POLISHED BRONZE
£35.64	£39.18	£41.14	£44.25	£44.25

NIGHT VENT NEWBURY FASTENER - LOCKING

Overall Length: 149mm

Handle Length: 132mm






Fixing Plate Size: 63mm x 17mm x 6mm

Keep Size: 63mm x 14mm x 4mm

Keep Projection: 25mm



- Reversible design supplied with two keeps.
- Sold with matching wood screws.
- Suitable for use with weather-stripped windows.

91442	91456	91449	91463	91952
				
AGED BRASS	POLISHED NICKEL	POLISHED CHROME	AGED BRONZE	POLISHED BRONZE
£40.36	£45.08	£47.30	£50.03	£50.03

REEDED FASTENERS

Our range of Reeded fasteners are one of From The Anvil's most popular designs and have been developed in conjunction with our Reeded door levers and Reeded knob range. The tasteful design really shows off the fine quality and detail of the products.

REEDED FASTENER - LOCKING

Overall Length: 128mm

Handle Length: 105mm






Fixing Plate Size: 60mm x 19mm x 6mm

Mortice Plate Size: 74mm x 15mm x 2mm

Hook Plate Size: 58mm x 12mm x 5mm



- Reversible design.
- Sold with matching wood screws.
- Suitable for use with weather-stripped windows.

83917	83918	90329	83974	91944
				
AGED BRASS	POLISHED NICKEL	POLISHED CHROME	AGED BRONZE	POLISHED BRONZE
£35.65	£39.19	£41.14	£44.25	£44.25

NIGHT VENT REEDED FASTENER - LOCKING

Overall Length: 149mm

Handle Length: 132mm






Fixing Plate Size: 63mm x 17mm x 6mm

Keep Size: 63mm x 14mm x 4mm

Keep Projection: 25mm



- Reversible design supplied with two keeps.
- Sold with matching wood screws.
- Suitable for use with weather-stripped windows.

83911	83912	90330	83971	91941
				
AGED BRASS	POLISHED NICKEL	POLISHED CHROME	AGED BRONZE	POLISHED BRONZE
£40.36	£45.08	£47.30	£50.03	£50.03



SHROPSHIRE & REGENCY FASTENERS

The Shropshire fastener is heated in fire then hammered on an anvil into a leaf like shape. The mild steel is then finished in our popular pewter patina finish.

Our Regency range has a smooth rounded design, offering a simplistic elegance to any property. The night vent option allows the window to be held in a fixed open position.

We also offer a range of matching Regency lever handles within this collection.

SHROPSHIRE FASTENER

Overall Length: 110mm
 Handle Length: 91mm
 Fixing Plate Size: 57mm x 21mm x 6mm
 Mortice Plate Size: 77mm x 20mm x 2mm



- Sold with matching wood screws.
- Suitable for use with weather-stripped windows.

45250




PEWTER
£29.76

NIGHT VENT REGENCY FASTENER - LOCKING

Overall Length: 142mm
 Handle Length: 123mm
 Fixing Plate Size: 64mm x 17mm x 5mm
 Keep Size: 57mm x 17mm x 4mm
 Keep Projection: 23mm



- Reversible design supplied with two keeps.
- Sold with matching wood screws.
- Suitable for use with weather-stripped windows.

92104	92103	45137
		
EXTERNAL BEESWAX	BLACK	PEWTER
£28.26	£25.43	£28.26

A - TIP: The Avon design matches our most popular range of door lever handles.

AVON FASTENERS

This simple design looks great in both contemporary and traditional settings. This four sided design is created by hand with a series of hammer blows and matches our extensive range of Avon lever handles.

Our Avon fasteners are available in both a reversible locking fastener and night vent locking style.



PERIOD AVON FASTENER - LOCKING

Overall Length: 125mm




Handle Size: 103mm

Fixing Plate Size: 57mm x 19mm x 5mm

Mortice Plate Size: 77mm x 20mm x 2mm

Hook Plate Size: 56mm x 20mm x 4mm

- Reversible design.
- Sold with matching wood screws.
- Suitable for use with weather-stripped windows.

90407	90409	90408
		
AGED BRASS	POLISHED NICKEL	POLISHED CHROME
£42.78	£47.02	£49.37

BLACKSMITH AVON FASTENER - LOCKING

Overall Length: 125mm




Handle Size: 103mm

Fixing Plate Size: 57mm x 19mm x 5mm

Mortice Plate Size: 77mm x 20mm x 2mm

Hook Plate Size: 56mm x 20mm x 4mm

- Reversible design.
- Sold with matching wood screws.
- Suitable for use with weather-stripped windows.

90386	90387	90388
		
BEESWAX	BLACK	PEWTER
£21.56	£22.64	£24.79

PERIOD NIGHT VENT AVON FASTENER - LOCKING

Overall Length: 150mm

Handle Length: 132mm




Fixing Plate Size: 64mm x 16mm

x 5mm - Keep Size: 64mm x

14mm x 5mm

Keep Projection: 27mm

- Reversible design supplied with two keeps.
- Sold with matching wood screws.
- Suitable for use with weather-stripped windows.

90411	90413	90412
		
AGED BRASS	POLISHED NICKEL	POLISHED CHROME
£48.43	£54.09	£56.76

BLACKSMITH NIGHT VENT AVON FASTENER - LOCKING

Overall Length: 150mm




Handle Length: 132mm

Fixing Plate Size: 64mm x 16mm x 5mm

Keep Size: 64mm x 14mm x 5mm

Keep Projection: 27mm

- Reversible design supplied with two keeps.
- Sold with matching wood screws.
- Suitable for use with weather-stripped windows.

90389	90390	90391
		
BEESWAX	BLACK	PEWTER
£24.57	£25.80	£28.26

MONKEYTAIL FASTENERS

A very traditional style of fastener where the curved shape replicates a monkey's tail. Available in a large variety of options including locking, non-locking and night vent (allowing a fixed open position). These fasteners are also finished in a large choice of colours and all have matching stays available to purchase separately.




MONKEYTAIL FASTENER

Overall Length: 112mm
 Handle Length: 90mm
 Fixing Plate Size: 57mm x 20mm x 5mm
 Mortice Plate Size: 77mm x 20mm x 2mm

- Reversible design.
- Suitable for use with weather-stripped windows.



- Sold with matching wood screws.

33142	33280	33676
		
BEESWAX	BLACK	PEWTER
£14.72	£11.54	£17.70




CAST MONKEYTAIL FASTENER

Overall Length: 120mm
 Handle Length: 101mm
 Fixing Plate Size: 60mm x 19mm x 5mm
 Mortice Plate Size: 78mm x 22mm x 4mm
 Hook plate Size: 58mm x 12mm x 4mm

- Reversible design.



- Sold with matching wood screws.

83850	83593	83565
		
ANTIQUE PEWTER	POLISHED BRASS	AGED BRASS
£18.65	£16.85	£16.85

A - TIP: From the inside view, if your window is hinged on the left choose a left handed fastener & vice-versa if hinged on the right choose a right handed version.

MONKEYTAIL FASTENER LH

Overall Length: 112mm
Handle Size: 89mm x 70mm
Fixing Plate Size: 61mm x 14mm x 5mm
Mortice Plate Size: 77mm x 20mm x 2mm
Hook plate Size: 56mm x 20mm x 4mm



- Sold with matching wood screws.

33185

BEESWAX
£13.90

MONKEYTAIL FASTENER RH

Overall Length: 112mm
Handle Size: 89mm x 70mm
Fixing Plate Size: 61mm x 14mm x 5mm
Mortice Plate Size: 77mm x 20mm x 2mm
Hook plate Size: 56mm x 20mm x 4mm



- Sold with matching wood screws.

33186

BEESWAX
£13.90

MONKEYTAIL FASTENER LH - LOCKING

Overall Length: 112mm
Handle Size: 89mm x 70mm
Fixing Plate Size: 61mm x 14mm x 5mm
Mortice Plate Size: 77mm x 20mm x 2mm
Hook plate Size: 56mm x 20mm x 4mm




- Sold with matching wood screws.

33211	33952	33725
		
BEESWAX	BLACK	PEWTER
£16.85	£18.14	£18.14

MONKEYTAIL FASTENER RH - LOCKING

Overall Length: 112mm
Handle Size: 89mm x 70mm
Fixing Plate Size: 61mm x 14mm x 5mm
Mortice Plate Size: 77mm x 20mm x 2mm
Hook plate Size: 56mm x 20mm x 4mm



- Sold with matching wood screws.

33212	33953	33726
		
BEESWAX	BLACK	PEWTER
£16.85	£18.14	£18.14

A - FACT: We manufacture a large range of monkeytail window fasteners & stays to complement our range of door lever handles.

DELUXE MONKEYTAIL FASTENER LH - LOCKING

Overall Length: 121mm

Handle Size: 96mm

Fixing Plate Size: 62mm x 18mm x 5mm

Mortice Plate Size: 62mm x 17mm x 3mm

Hook plate Size: 62mm x 11mm x 4mm



- Sold with matching wood screws.
- Suitable for use with weather-stripped windows.

33882

BLACK
£17.43

DELUXE MONKEYTAIL FASTENER RH - LOCKING

Overall Length: 121mm

Handle Size: 96mm


Fixing Plate Size: 62mm x 18mm x 5mm

Mortice Plate Size: 62mm x 17mm x 3mm

Hook plate Size: 62mm x 11mm x 4mm



- Sold with matching wood screws.
- Suitable for use with weather-stripped windows.

33881

BLACK
£17.43

NIGHT VENT MONKEYTAIL FASTENER LH - LOCKING

Overall Length: 157mm

Handle Length: 140mm

Fixing Plate Size: 64mm x 16mm x 5mm

Keep Size: 64mm x 14mm x 5mm

Keep Projection: 27mm

- Suitable for use with weather-stripped windows.
- Sold with matching wood screws.



33267	51417L	33618
		
BEESWAX	BLACK	PEWTER
£16.66	£16.53	£22.49

NIGHT VENT MONKEYTAIL FASTENER RH - LOCKING

Overall Length: 157mm

Handle Length: 140mm




Fixing Plate Size: 64mm x 16mm x 5mm

Keep Size: 64mm x 14mm x 5mm

Keep Projection: 27mm

- Suitable for use with weather-stripped windows.
- Sold with matching wood screws.



33268	51417R	33619
		
BEESWAX	BLACK	PEWTER
£16.66	£16.53	£22.49

A - TIP: We offer a range of matching stays and curtain pole furniture in the shepherd's crook design.

SHEPHERD'S CROOK FASTENER

Overall Length: 130mm

Handle Length: 117mm

Fixing Plate Size: 57mm x 20mm x 5mm

Mortice Plate Size: 77mm x 20mm x 2mm

- Sold with matching wood screws.
- Reversible design.
- Suitable for use with weather-stripped windows.



● 33132

BEESWAX - £16.01

● 33956

BLACK - £13.42

● 33727

PEWTER - £16.85

SHEPHERD'S CROOK FASTENER LH - LOCKING

Overall Length: 133mm

Handle Size: 106mm x 114mm

Fixing Plate Size: 71mm x 17mm x 4mm

Mortice Plate Size:

77mm x 20mm x 2mm

Hook Plate Size:

71mm x 17mm x 4mm

- Sold with matching wood screws.



● 33476

BEESWAX - £16.85

● 33468

BLACK - £16.85

● 33710

PEWTER - £18.14

SHEPHERD'S CROOK FASTENER RH - LOCKING

Overall Length: 133mm

Handle Size: 106mm x 114mm

Fixing Plate Size: 71mm x 17mm x 4mm

Mortice Plate Size:

77mm x 20mm x 2mm

Hook Plate Size:

71mm x 17mm x 4mm

- Sold with matching wood screws.



● 33477

BEESWAX - £16.85

● 33469

BLACK - £16.85

● 33709

PEWTER - £18.14

SHEPHERD'S CROOK FASTENERS

A decorative style of fastener which highlights the delicate skills of our blacksmiths. The mild steel is heated until red hot and gently shaped to replicate the end of a shepherd's crook.

PEARDROP FASTENERS

Our Peardrop fasteners are simple and attractive, available in a large variety of finishes and functional designs.

The Peardrop range of fasteners are available in reversible, non-locking or locking night vent options.

A - FACT: Our fasteners come in reversible designs or handed night venting and locking options for added security and ventilation.

HANDMADE PEARDROP FASTENER

Overall Length: 115mm




Handle Length: 95mm

Fixing Plate Size: 57mm x 20mm x 5mm

Mortice Plate Size: 77mm x 20mm x 2mm



- Sold with matching wood screws.
- Reversible design.
- Suitable for use with weather-stripped windows.

33140	33290	33668
		
BEESWAX	BLACK	PEWTER
£14.72	£11.54	£17.70

CAST PEARDROP FASTENER

Overall Length: 117mm





Handle Length: 95mm

Fixing Plate Size: 60mm x 19mm x 5mm

Mortice Plate Size: 78mm x 22mm x 4mm



- Sold with matching wood screws.
- Reversible design.
- Suitable for use with weather-stripped windows.

83699	83698	83696	83697
			
BLACK	ANTIQUE PEWTER	POLISHED BRASS	POLISHED CHROME
£10.08	£15.24	£12.77	£13.27

NIGHT VENT PEARDROP FASTENER LH - LOCKING

Overall Length: 143mm

Handle Length: 123mm




Fixing Plate Size: 64mm x 16mm x 5mm

Keep Size: 64mm x 14mm x 5mm

Keep Projection: 27mm



- Sold with matching wood screws.
- Suitable for use with weather-stripped windows.

33021	33023	33025
		
BEESWAX	BLACK	PEWTER
£22.34	£22.34	£27.62

NIGHT VENT PEARDROP FASTENER RH - LOCKING

Overall Length: 143mm

Handle Length: 123mm




Fixing Plate Size: 64mm x 16mm x 5mm

Keep Size: 64mm x 14mm x 5mm

Keep Projection: 27mm



- Sold with matching wood screws.
- Suitable for use with weather-stripped windows.

33022	33024	33026
		
BEESWAX	BLACK	PEWTER
£22.34	£22.34	£27.62



ROSEHEAD FASTENERS & FASTENER ACCESSORIES

Window fasteners are face fixed window catches used to open or close a window. The tongue of the fastener fits into a mortice plate or hook plate to hold the window closed. A more traditional alternative to the multipoint locking window system.

ROSEHEAD FASTENER

Overall Length: 124mm
Handle Length: 101mm
Fixing Plate Size: 60mm x 20mm x 5mm
Mortice Plate Size: 76mm x 20mm x 2mm
Hook Plate Size: 63mm x 18mm x 5mm

- Sold with matching wood screws.
- Reversible design.






MORTICE PLATE

Overall Size: 77mm x 20mm x 2mm

- Sold with matching wood screws.
- Sold in singles.



33140P	33838	33773
		
BEESWAX	BLACK	PEWTER
£5.43	£5.22	£5.76

BLACKSMITH HOOK PLATE

Overall Size: 58mm x 12mm x 4mm

- Sold with matching wood screws.
- Sold in singles.





33237	33284	33669	83689
			
BEESWAX	BLACK	PEWTER	ANTIQUPEWTER
£4.85	£3.33	£4.85	£4.19

PERIOD HOOK PLATE

Overall Size: 58mm x 12mm x 4mm

- Sold with matching wood screws.
- Sold in singles.



83687	83688
	
POLISHEDBRASS	POLISHEDCHROME
£3.69	£3.94

WINDOW STAYS & ACCESSORIES

From The Anvil window stays are used to hold casement windows in a specific open or closed position. Casement pins are fitted on the bottom of the window frame to locate the stay.

Stays can also be fitted to windows for decorative purposes where they are not necessary to keep the window shut/locked.



TIP: For a more contemporary setting a polished nickel or chrome finish is a good option.

8" HINTON STAY

Overall Length: 244mm
Stay Arm: 220mm
Fixing Plate: 45mm x 16mm

- Sold with matching wood screws.




45359	45365	45362	45368	45371
AGED BRASS	POLISHED NICKEL	POLISHED CHROME	AGED BRONZE	POLISHED BRONZE
£34.27	£37.11	£41.28	£43.05	£43.05

10" HINTON STAY

Overall Length: 289mm
Stay Arm: 267mm
Fixing Plate: 45mm x 16mm

- Sold with matching wood screws.



45360	45366	45363	45369	45372
AGED BRASS	POLISHED NICKEL	POLISHED CHROME	AGED BRONZE	POLISHED BRONZE
£37.11	£40.50	£45.39	£47.30	£47.30

12" HINTON STAY

Overall Length: 331mm
Stay Arm: 308mm
Fixing Plate: 45mm x 16mm

- Sold with matching wood screws.



45361	45367	45364	45370	45373
AGED BRASS	POLISHED NICKEL	POLISHED CHROME	AGED BRONZE	POLISHED BRONZE
£39.94	£43.61	£49.51	£51.55	£51.55

HINTON WINDOW STAYS

A decorative stay designed to match our Hinton window fasteners and door lever handles.

Manufactured from solid brass or solid bronze, these decorative stays complement a wide variety of property types.

A - TIP: For a more contemporary setting a polished nickel or chrome finish is a good option.

8" NEWBURY STAY






Overall Length: 249mm

Stay Arm: 228mm

Fixing Plate: 45mm x 16mm

- Sold with matching wood screws.



91445	91459	91452	91466	91955
				
AGED BRASS	POLISHED NICKEL	POLISHED CHROME	AGED BRONZE	POLISHED BRONZE
£28.56	£30.92	£34.39	£35.87	£35.87

10" NEWBURY STAY






Overall Length: 296mm

Stay Arm: 275mm

Fixing Plate: 45mm x 16mm

- Sold with matching wood screws.



91446	91460	91453	91467	91956
				
AGED BRASS	POLISHED NICKEL	POLISHED CHROME	AGED BRONZE	POLISHED BRONZE
£30.92	£33.75	£37.82	£39.41	£39.41

12" NEWBURY STAY






Overall Length: 335mm

Stay Arm: 314mm

Fixing Plate: 45mm x 16mm

- Sold with matching wood screws.



91447	91461	91454	91468	91957
				
AGED BRASS	POLISHED NICKEL	POLISHED CHROME	AGED BRONZE	POLISHED BRONZE
£33.27	£36.34	£41.24	£42.96	£42.96

NEWBURY WINDOW STAYS

A simple design of stay offering an alternative option to the popular peardrop design. This stay was manufactured to match our Newbury window fasteners and door lever handles.

TIP: The reeded range can be matched to our fasteners, lever handles, beehive cupboard and mortice knobs.

8" REEDED STAY






Overall Length: 249mm

Stay Arm: 228mm

Fixing Plate: 45mm x 16mm

- Sold with matching wood screws.



83899	83900	90333	83968	91938
				
AGED BRASS	POLISHED NICKEL	POLISHED CHROME	AGED BRONZE	POLISHED BRONZE
£28.56	£30.92	£34.40	£35.88	£35.88

10" REEDED STAY






Overall Length: 296mm

Stay Arm: 275mm

Fixing Plate: 45mm x 16mm

- Sold with matching wood screws.



83901	83902	90334	83969	91939
				
AGED BRASS	POLISHED NICKEL	POLISHED CHROME	AGED BRONZE	POLISHED BRONZE
£30.92	£33.75	£37.82	£39.42	£39.42

12" REEDED STAY






Overall Length: 335mm

Stay Arm: 314mm

Fixing Plate: 45mm x 16mm

- Sold with matching wood screws.



83909	83910	90335	83970	91940
				
AGED BRASS	POLISHED NICKEL	POLISHED CHROME	AGED BRONZE	POLISHED BRONZE
£33.29	£36.34	£41.25	£42.96	£42.96

REEDED WINDOW STAYS

Manufactured from solid brass or solid bronze these attractive stays complement a wide range of casement window designs and property styles. The reeded design originates from the Victorian period.



HANDMADE BLACKSMITH AVON WINDOW STAYS

The four-sided shapes at the end of our Avon stays perfectly match both the avon window fasteners and avon lever handles within our range.

8" AVON STAY

Overall Length: 227mm
Stay Arm: 197mm
Fixing Plate: 57mm x 16mm

- Sold with matching wood screws.



● 90398	● 90399	● 90400
BEESWAX - £19.32	BLACK - £20.02	PEWTER - £20.72

10" AVON STAY

Overall Length: 282mm
Stay Arm: 252mm
Fixing Plate: 57mm x 16mm

- Sold with matching wood screws.



● 90401	● 90402	● 90403
BEESWAX - £20.16	BLACK - £20.86	PEWTER - £21.42

12" AVON STAY

Overall Length: 333mm
Stay Arm: 305mm
Fixing Plate: 57mm x 16mm

- Sold with matching wood screws.



● 90404	● 90405	● 90406
BEESWAX - £23.80	BLACK - £24.50	PEWTER - £25.20

HANDMADE PERIOD AVON WINDOW STAYS




The four-sided shapes at the end of our Avon stays perfectly match both the Avon window fasteners and Avon lever handles within our range.

8" AVON STAY

Overall Length: 227mm
Stay Arm: 197mm
Fixing Plate: 57mm x 16mm

- Sold with matching wood screws.






90423	90425	90424
		
AGED BRASS	POLISHED NICKEL	POLISHED CHROME
£34.27	£37.11	£41.28

10" AVON STAY

Overall Length: 282mm
Stay Arm: 252mm
Fixing Plate: 57mm x 16mm

- Sold with matching wood screws.






90427	90429	90428
		
AGED BRASS	POLISHED NICKEL	POLISHED CHROME
£37.11	£40.50	£45.39

12" AVON STAY

Overall Length: 333mm
Stay Arm: 305mm
Fixing Plate: 57mm x 16mm

- Sold with matching wood screws.



90431	90433	90432
		
AGED BRASS	POLISHED NICKEL	POLISHED CHROME
£39.94	£43.61	£49.51



HANDMADE REGENCY WINDOW STAYS




The smooth rounded appearance of this stay gives a simple and contemporary stay option for any new build or renovation project.

8" REGENCY STAY

Overall Length: 250mm
Stay Arm: 225mm
Fixing Plate: 54mm x 15mm



- Sold with matching wood screws.




92108	92105	45139
		
EXTERNAL BEESWAX	BLACK	PEWTER
£22.80	£20.52	£22.80

10" REGENCY STAY

Overall Length: 305mm
Stay Arm: 278mm
Fixing Plate: 54mm x 15mm



- Sold with matching wood screws.




92109	92106	45140
		
EXTERNAL BEESWAX	BLACK	PEWTER
£23.56	£21.21	£23.56

12" REGENCY STAY

Overall Length: 353mm
Stay Arm: 323mm
Fixing Plate: 54mm x 15mm



- Sold with matching wood screws.

92110	92107	45141
		
EXTERNAL BEESWAX	BLACK	PEWTER
£27.72	£24.95	£27.72

HANDMADE SHROPSHIRE WINDOW STAYS

A rustic design of window stay with matching fasteners available. The leaf like shape once again showcases the high skill set of the From The Anvil blacksmiths.

8" SHROPSHIRE STAY

Overall Length: 224mm

Stay Arm: 205mm

Fixing Plate: 54mm x 15mm



- Sold with matching wood screws.

45253



PEWTER

£22.80

10" SHROPSHIRE STAY

Overall Length: 280mm

Stay Arm: 252mm

Fixing Plate: 54mm x 15mm



- Sold with matching wood screws.

45254



PEWTER

£23.56

12" SHROPSHIRE STAY

Overall Length: 325mm

Stay Arm: 300mm

Fixing Plate: 54mm x 15mm



- Sold with matching wood screws.

45255



PEWTER

£27.72

HANDMADE PEARDROP WINDOW STAYS

Hand made from mild steel by our forgers, our Peardrop stays are skilfully made showing the beautiful texture of the hammer blows. The mild steel base material makes our stays one of the strongest options available.

8" HANDMADE PEARDROP STAY




Overall Length: 230mm

Stay Arm: 198mm

Fixing Plate: 57mm x 16mm

- Sold with matching wood screws.



33148	33291	33677
		
BEESWAX	BLACK	PEWTER
£15.32	£11.76	£17.92

10" HANDMADE PEARDROP STAY




Overall Length: 280mm

Stay Arm: 250mm

Fixing Plate: 57mm x 16mm

- Sold with matching wood screws.



33141	33292	33678
		
BEESWAX	BLACK	PEWTER
£15.61	£12.94	£19.82

12" HANDMADE PEARDROP STAY



Overall Length: 317mm

Stay Arm: 292mm

Fixing Plate: 57mm x 16mm

- Sold with matching wood screws.



33149	33293	33679
		
BEESWAX	BLACK	PEWTER
£18.42	£14.40	£22.05



CAST PEARDROP WINDOW STAYS

Manufactured from a modern casting process, this popular design of stay is available in three sizes and a large variety of finishes to suit any property or project.

8" CAST PEARDROP STAY






Overall Length: 239mm

Stay Arm: 212mm

Fixing Plate: 45mm x 16mm

- Sold with matching wood screws.



33743	33746	33749	33752	33347
				
BLACK	ANTIQUPEWTER	POLISHEDBRASS	POLISHEDCHROME	SATINCHROME
£9.51	£12.26	£12.51	£12.65	£15.48

10" CAST PEARDROP STAY






Overall Length: 288mm

Stay Arm: 265mm

Fixing Plate: 45mm x 16mm

- Sold with matching wood screws.



33744	33747	33750	33753	33348
				
BLACK	ANTIQUPEWTER	POLISHEDBRASS	POLISHEDCHROME	SATINCHROME
£10.54	£15.72	£12.61	£13.99	£16.96

12" CAST PEARDROP STAY






Overall Length: 335mm

Stay Arm: 312mm

Fixing Plate: 45mm x 16mm

- Sold with matching wood screws.



33745	33748	33751	33754	33349
				
BLACK	ANTIQUPEWTER	POLISHEDBRASS	POLISHEDCHROME	SATINCHROME
£11.16	£16.56	£12.65	£14.03	£17.43

HANDMADE SHEPHERD'S CROOK WINDOW STAYS

The mild steel base material is heated in a fire and then shaped to replicate a traditional Shepherd's crook. These stays perfectly match our Shepherd's crook window fasteners.

8" SHEPHERD'S CROOK STAY

Overall Length: 265mm
Stay Arm: 235mm
Fixing Plate: 57mm x 16mm

- Sold with matching wood screws.



● 33473

BEESWAX - £15.32

● 33960

BLACK - £15.32

● 33605

PEWTER - £17.94

10" SHEPHERD'S CROOK STAY

Overall Length: 315mm
Stay Arm: 287mm
Fixing Plate: 57mm x 16mm

- Sold with matching wood screws.



● 33474

BEESWAX - £15.61

● 33961

BLACK - £15.97

● 33606

PEWTER - £21.07

12" SHEPHERD'S CROOK STAY

Overall Length: 360mm
Stay Arm: 333mm
Fixing Plate: 57mm x 16mm

- Sold with matching wood screws.



● 33475

BEESWAX - £18.42

● 33962

BLACK - £16.47

● 33607

PEWTER - £22.60

CAST ROSEHEAD WINDOW STAYS

This simple design of stay is available in four sizes and a black powder coated finish only. A fastener matching this range is also available.

8" ROSEHEAD STAY

Overall Length: 224mm
Stay Arm: 194mm
Fixing Plate: 57mm x 16mm



- Sold with matching wood screws.

● **73134**
ANTIQUE BLACK
£9.33

9" ROSEHEAD STAY

Overall Length: 247mm
Stay Arm: 217mm
Fixing Plate: 57mm x 16mm



- Sold with matching wood screws.

● **73135**
ANTIQUE BLACK
£10.74

11" ROSEHEAD STAY

Overall Length: 294mm
Stay Arm: 264mm
Fixing Plate: 57mm x 16mm



- Sold with matching wood screws.

● **73136**
ANTIQUE BLACK
£11.93

13" ROSEHEAD STAY

Overall Length: 343mm
Stay Arm: 313mm
Fixing Plate: 57mm x 16mm



- Sold with matching wood screws.

● **73137**
ANTIQUE BLACK
£13.69

HANDMADE MONKEYTAIL WINDOW STAYS

Hand forged from mild steel by our blacksmiths, our Monkeytail stays are delicately made showing the beautiful texture of the hammer blows. The mild steel base material makes our stays one of the strongest options available.

8" HANDMADE MONKEYTAIL STAY

Overall Length: 222mm

Stay Arm: 193mm

Fixing Plate: 57mm x 16mm

- Sold with matching wood screws.



● 33139	● 33281	● 33630
BEESWAX - £15.32	BLACK - £11.76	PEWTER - £17.94

10" HANDMADE MONKEYTAIL STAY

Overall Length: 272mm

Stay Arm: 248mm

Fixing Plate: 57mm x 16mm

- Sold with matching wood screws.



● 33143	● 33282	● 33631
BEESWAX - £15.61	BLACK - £13.02	PEWTER - £21.04

12" HANDMADE MONKEYTAIL STAY

Overall Length: 320mm

Stay Arm: 290mm

Fixing Plate: 57mm x 16mm

- Sold with matching wood screws.



● 33144	● 33283	● 33632
BEESWAX - £18.42	BLACK - £14.40	PEWTER - £22.60

CAST MONKEYTAIL WINDOW STAYS

Manufactured from a modern casting process, this popular design of stay is available in three sizes and a large variety of finishes to suit any property.

8" CAST MONKEYTAIL STAY





Overall Length: 238mm (Black: 227mm)

Stay Arm: 217mm (Black: 205mm)

Fixing Plate: 45mm x 16mm (Black: 45mm x 16mm)

- Sold with matching wood screws.



33484	33452	83594	83567
			
BLACK	ANTIQUE PEWTER	POLISHED BRASS	AGED BRASS
£9.82	£15.97	£17.06	£17.06

10" CAST MONKEYTAIL STAY

Overall Length: 288mm (Black: 266mm)

Stay Arm: 266mm (Black: 238mm)

Fixing Plate: 45mm x 16mm

(Black: 45mm x 16mm)



- Sold with matching wood screws.

33485	33453	83595	83568
			
BLACK	ANTIQUE PEWTER	POLISHED BRASS	AGED BRASS
£10.08	£18.21	£20.06	£20.06

12" CAST MONKEYTAIL STAY

Overall Length: 336mm (Black: 304mm)





Stay Arm: 313mm (Black: 278mm)

Fixing Plate: 45mm x 16mm

(Black: 45mm x 16mm)

- Sold with matching wood screws.



33486	33454	83596	83569
			
BLACK	ANTIQUE PEWTER	POLISHED BRASS	AGED BRASS
£10.32	£20.18	£21.55	£21.55



10" HANDMADE TUNIUS MONKEYTAIL STAY

Overall Length: 315mm

Stay Arm: 270mm

Fixing Plate: 59mm x 18mm

- Sold with matching wood screws.



● 83667

BEESWAX - £15.72

SPARE STAY PIN

Fixing Plate: 49mm x 16mm x 6mm

Projection: 27mm

- Sold with matching wood screws.



33143P	33285	33607P
●	●	●
BEESWAX	BLACK	PEWTER
£5.43	£6.79	£6.79

LOCKING STAY PIN

Fixing Plate: 46mm x 15mm x 4mm

Projection: 27mm

- Sold with matching wood screws.



33461	33870	33462	33465
●	●	●	●
BLACK	PEWTER	ELECTRO BRASS	POLISHED CHROME
£3.73	£3.82	£6.03	£6.03

TUNIUS MONKEYTAIL WINDOW STAY & STAY ACCESSORIES

From The Anvil window stays are used to hold casement windows in a specific open or closed position. Casement pins are fitted on the bottom of the window frame to locate the stay.

Stays can also be fitted to windows for decorative purposes where they are not necessary to keep the window shut/locked.

A - TIP: To provide added security to your windows a locking stay pin can be used to replace existing pins or as an alternative to a locking fastener.

BLACKSMITH CRANKED CASEMENT STAY PIN




Fixing Plate: 49mm x 17mm x 4mm (Black)

Fixing Plate: 49mm x 12mm x 4mm (Beeswax & Pewter)

Projection: 24mm x 8mm

- Sold with matching wood screws.



45451	33205	33322
		
BEESWAX	BLACK	PEWTER
£5.09	£1.24	£5.09




PERIOD CRANKED CASEMENT STAY PIN

Fixing Plate: 49mm x 12mm x 4mm

Projection: 24mm x 8mm

- Sold with matching wood screws.



45452	45453	45454
		
AGED BRASS	POLISHED NICKEL	POLISHED CHROME
£5.09	£5.09	£5.09




BLACKSMITH CRANKED STAY PIN

Fixing Plate: 48mm x 12mm x 4mm

Projection: 24mm x 22mm

- Sold with matching wood screws.
- For use with dummy stays for decorative purposes on flush pvc casement windows.



33460	33614	33456
		
BLACK	PEWTER	ANTIQUPE PEWTER
£5.09	£5.09	£5.09






PERIOD CRANKED STAY PIN

Fixing Plate: 48mm x 12mm x 4mm

Projection: 24mm x 22mm

- Sold with matching wood screws.
- For use with dummy stays for decorative purposes on flush pvc casement windows.



33458	92038	92039	92040	92041
				
POLISHED BRASS	AGED BRASS	POLISHED NICKEL	POLISHED CHROME	AGED BRONZE
£5.09	£5.09	£5.09	£5.09	£5.09

WINDOW STAY ACCESSORIES

Casement pins are fitted on the bottom of the window frame to locate the stay.




BLACKSMITH OFFSET STAY PIN

Fixing Plate: 47mm x 12mm x 4mm

Projection: 24mm x 8mm

- Sold with matching wood screws.



33459	33690	33455
		
BLACK	PEWTER	ANTIQUE PEWTER
£5.09	£5.08	£5.09






PERIOD OFFSET STAY PIN

Fixing Plate: 47mm x 12mm x 4mm

Projection: 24mm x 8mm

- Sold with matching wood screws.



33457	92037	90305	90306	90307
				
POLISHED BRASS	AGED BRASS	POLISHED NICKEL	POLISHED CHROME	AGED BRONZE
£5.09	£5.35	£5.60	£5.86	£6.35


BEVEL STAY PIN

Fixing Plate: 40mm x 15mm x 4mm

Projection: 26mm

- Sold with matching wood screws.



83823	83822	83820	83821
			
BLACK	ANTIQUE PEWTER	POLISHED BRASS	POLISHED CHROME
£4.19	£4.19	£4.19	£4.19



SLIDING STAYS

This stay works on a sliding bar and has a screw-down adjustable-knob which keeps the window locked in the required position. The adjustable design allows the window to be held open in multiple positions.

12" SLIDING STAY

Overall Length: 304mm

Window Fixing Plate: 54mm x 16mm

Frame Fixing Plate: 59mm x 22mm

- Sold with matching wood screws.



83852



BLACK

£21.48

15" SLIDING STAY

Overall Length: 381mm

Window Fixing Plate: 54mm x 16mm

Frame Fixing Plate: 59mm x 22mm

- Sold with matching wood screws.



83853



BLACK

£22.10

HINTON ESPAGNOLETTES

Our Hinton espagnolette fasteners suit a variety of property types. The unique design offers an abundance of charm to any home.

This collection is manufactured from solid brass or solid bronze.

Our espagnolette window fasteners include a fixed 7mm spindle which is specifically designed to operate a stand alone window lock or a full length espagnolette window locking system.



HINTON ESPAGNOLETTE - LEFT HAND

Overall Length: 170mm






Handle Length: 142mm

Fixing Plate Size: 69mm x 16mm x 5mm



- Sold with a 7mm² x 40mm fixed spindle.
- Suitable Locks - Espagnolette Gearbox & Window Lock.

- Sold with matching M5 screws.

45350	45354	45352	45356	45358
				
AGED BRASS	POLISHED NICKEL	POLISHED CHROME	AGED BRONZE	POLISHED BRONZE
£54.09	£59.76	£62.77	£68.53	£68.53

HINTON ESPAGNOLETTE - RIGHT HAND






Overall Length: 170mm

Handle Length: 142mm

Fixing Plate Size: 69mm x 16mm x 5mm

- Sold with matching M5 screws.
- Sold with a 7mm² x 40mm fixed spindle.
- Suitable Locks - Espagnolette Gearbox & Window Lock.



45349	45353	45351	45355	45357
				
AGED BRASS	POLISHED NICKEL	POLISHED CHROME	AGED BRONZE	POLISHED BRONZE
£54.09	£59.76	£62.77	£68.53	£68.53

NEWBURY ESPAGNOLETTES

Our Newbury espagnolette fasteners suit both contemporary or traditional settings. This collection is manufactured from solid brass or solid bronze and is popular for it's simplistic characters and streamlined design.

Our espagnolette window fasteners include a fixed 7mm spindle which is specifically designed to operate a stand alone window lock or a full length espagnolette window locking system.

NEWBURY ESPAGNOLETTE - LEFT HAND






Overall Length: 166mm

Handle Length: 142mm

Fixing Plate Size: 69mm x 16mm x 5mm

- Sold with matching M5 screws.
- Sold with a 7mm² x 40mm fixed spindle.
- Suitable Locks - Espagnolette Gearbox & Window Lock.



91444	91458	91451	91465	91954
				
AGED BRASS	POLISHED NICKEL	POLISHED CHROME	AGED BRONZE	POLISHED BRONZE
£45.08	£49.79	£52.31	£57.11	£57.11

NEWBURY ESPAGNOLETTE - RIGHT HAND






Overall Length: 166mm

Handle Length: 142mm

Fixing Plate Size: 69mm x 16mm x 5mm

- Sold with matching M5 screws.
- Sold with a 7mm² x 40mm fixed spindle.
- Suitable Locks - Espagnolette Gearbox & Window Lock.



91443	91457	91450	91464	91953
				
AGED BRASS	POLISHED NICKEL	POLISHED CHROME	AGED BRONZE	POLISHED BRONZE
£45.08	£49.79	£52.31	£57.11	£57.11

REEDED ESPAGNOLETTES

Our Reeded espagnolette fasteners suit both contemporary or traditional settings.

This collection is manufactured from solid brass or solid bronze with a classic reeded detail along the fastener.

Our espagnolette window fasteners include a fixed 7mm spindle which is specifically designed to operate a stand alone window lock or a full length espagnolette window locking system.



Photo credit: Timber Windows

REEDED ESPAGNOLETTE - LEFT HAND






Overall Length: 166mm

Handle Length: 142mm

Fixing Plate Size: 69mm x 16mm x 5mm



- Sold with matching M5 screws.
- Sold with a 7mm² x 40mm fixed spindle.
- Suitable Locks - Espagnolette Gearbox & Window Lock.

83913	83914	90332	83972	91942
				
AGED BRASS	POLISHED NICKEL	POLISHED CHROME	AGED BRONZE	POLISHED BRONZE
£45.08	£49.80	£52.31	£57.11	£57.11

REEDED ESPAGNOLETTE - RIGHT HAND






Overall Length: 166mm

Handle Length: 142mm

Fixing Plate Size: 69mm x 16mm x 5mm



- Sold with matching M5 screws.
- Sold with a 7mm² x 40mm fixed spindle.
- Suitable Locks - Espagnolette Gearbox & Window Lock.

83915	83916	90331	83973	91943
				
AGED BRASS	POLISHED NICKEL	POLISHED CHROME	AGED BRONZE	POLISHED BRONZE
£45.08	£49.80	£52.31	£57.11	£57.11

TEARDROP ESPAGNOLETTES

Our Teardrop espagnolette fasteners are fully reversible and die cast for machined precision.

Our espagnolette window fasteners include a fixed 7mm spindle which is specifically designed to operate a stand alone window lock or a full length espagnolette window locking system.

TEARDROP ESPAGNOLETTE

Overall Length: 147mm

Handle Length: 128mm





Fixing Plate Size: 55mm x 16mm x 5mm

- Sold with matching M5 screws.

- Sold with a 7mm² x 40mm fixed spindle.

- Suitable Locks - Espagnolette Gearbox & Window Lock.



20460	20461	20462	20463
			
BLACK	ELECTRO BRASS	POLISHED CHROME	SATIN CHROME
£18.14	£18.14	£18.14	£18.14

BLACKSMITH AVON ESPAGNOLETTES

Our range of Avon espagnolette fasteners suit both contemporary or traditional settings, offering all the benefits of a modern and secure configuration. Handforged from mild steel which enhances all hammer blows and fine detail during the making of this product.

Our espagnolette window fasteners include a fixed 7mm spindle which is specifically designed to operate a stand alone window lock or a full length espagnolette window locking system.

BLACKSMITH AVON ESPAGNOLETTE




Overall Length: 158mm

Handle Length: 132mm

Fixing Plate Size: 68mm x 16mm x 6mm

- Sold with matching M5 screws.
- Sold with a 7mm² x 40mm fixed spindle.
- Suitable Locks - Espagnolette Gearbox & Window Lock.



90392	90393	90394
		
BEESWAX	BLACK	PEWTER
£27.03	£28.38	£31.08

PERIOD AVON ESPAGNOLETTES

Our range of Avon espagnolette fasteners suit both contemporary or traditional settings, offering all the benefits of a modern and secure configuration. Handforged from solid brass.

Our espagnolette window fasteners include a fixed 7mm spindle which is specifically designed to operate a stand alone window lock or a full length espagnolette window locking system.

PERIOD AVON ESPAGNOLETTE




Overall Length: 158mm

Handle Length: 132mm

Fixing Plate Size: 68mm x 16mm x 6mm

- Sold with matching M5 screws.
- Sold with a 7mm² x 40mm fixed spindle.
- Suitable Locks - Espagnolette Gearbox & Window Lock.



90415	90417	90416
 AGED BRASS	 POLISHED NICKEL	 POLISHED CHROME
£54.09	£59.76	£62.77

A - FACT: The Regency handle is ergonomically designed to offer a smooth operation during use.

REGENCY ESPAGNOLETTE - LEFT HAND




Overall Length: 140mm

Handle Length: 114mm

Fixing Plate Size: 68mm x 16mm x 6mm



- Sold with matching M5 screws.
- Sold with a 7mm² x 38mm fixed spindle.
- Suitable Locks - Espagnolette Gearbox & Window Lock.

92113	92111	45136
		
EXTERNAL BEESWAX	BLACK	PEWTER
£31.08	£27.97	£31.08

REGENCY ESPAGNOLETTE - RIGHT HAND




Overall Length: 140mm

Handle Length: 114mm

Fixing Plate Size: 68mm x 16mm x 6mm



- Sold with matching M5 screws.
- Sold with a 7mm² x 38mm fixed spindle.
- Suitable Locks - Espagnolette Gearbox & Window Lock.

92114	92112	45135
		
EXTERNAL BEESWAX	BLACK	PEWTER
£31.08	£27.97	£31.08

REGENCY ESPAGNOLETTES

Our Regency espagnolette fasteners suit both contemporary or traditional settings, offering all the benefits of a modern and secure configuration. Handforged from mild steel which results in a smooth and sleek finish to the final product.

Our espagnolette window fasteners include a fixed 7mm spindle which is specifically designed to operate a stand alone window lock or a full length espagnolette window locking system.

SHEPHERD'S CROOK ESPAGNOLETTES

Our range of Shepherd espagnolette fasteners offer a traditional looking product with all the benefits of a modern and secure configuration. Handforged from mild steel, allowing very fine and intricate detail to the shepherd's crook.

Our espagnolette window fasteners include a fixed 7mm spindle which is specifically designed to operate a stand alone window lock or a full length espagnolette window locking system.

SHEPHERD'S CROOK ESPAGNOLETTE - LEFT HAND

Overall Length: 129mm

Handle Length: 104mm

Fixing Plate Size: 66mm x 20mm x 6mm

- Sold with matching M5 screws.
- Sold with a 7mm² x 70mm spindle.
- Suitable Locks - Espagnolette Gearbox & Window Lock.



33958	33603
	
BLACK	PEWTER
£22.91	£25.46

SHEPHERD'S CROOK ESPAGNOLETTE - RIGHT HAND

Overall Length: 129mm

Handle Length: 104mm

Fixing Plate Size: 66mm x 20mm x 6mm

- Sold with matching M5 screws.
- Sold with a 7mm² x 70mm spindle.
- Suitable Locks - Espagnolette Gearbox & Window Lock.



33957	33602
	
BLACK	PEWTER
£22.91	£25.46

A photograph of a window with white frames and black Monkeytail Espagnolette fasteners. In the foreground, there is a lamp with a patterned shade and a dark blue base, a potted plant on the windowsill, and a large wicker basket. The window looks out onto a garden with green plants and a path.

MONKEYTAIL ESPAGNOLETTES

Our range of Monkeytail espagnolette fasteners offers a traditional looking product with all the benefits of a modern and secure configuration. Produced from mild steel or solid unlacquered brass.

Our espagnolette window fasteners include a fixed 7mm spindle which is specifically designed to operate a stand alone window lock or a full length espagnolette window locking system.




A - TIP: From the inside view, if your window is hinged on the left choose a left handed handle & vice-versa if hinged on the right choose a right handed version.

MONKEYTAIL ESPAGNOLETTE - LEFT HAND

Overall Length: 127mm
Handle Length: 101mm
Fixing Plate Size:
66mm x 20mm x 6mm



- Sold with matching M5 screws.
- Sold with a 7mm² x 70mm spindle.
- Suitable Locks - Espagnolette Gearbox & Window Lock.




33225	33288	33620
		
BEESWAX	BLACK	PEWTER
£22.66	£22.66	£25.46

MONKEYTAIL ESPAGNOLETTE - RIGHT HAND

Overall Length: 127mm
Handle Length: 101mm
Fixing Plate Size:
66mm x 20mm x 6mm



- Sold with matching M5 screws.
- Sold with a 7mm² x 70mm spindle.
- Suitable Locks - Espagnolette Gearbox & Window Lock.




33224	33287	33621
		
BEESWAX	BLACK	PEWTER
£22.66	£22.66	£25.46

SLIM MONKEYTAIL ESPAGNOLETTE - LEFT HAND

Overall Length: 122mm
Handle Length: 100mm
Fixing Plate Size: 60mm x 18mm x 7mm



- Sold with matching M5 screws.
- Sold with a 7mm² x 38mm fixed spindle.
- Suitable Locks - Espagnolette Gearbox & Window Lock.




33243	33729	33310
		
BLACK	ANTIQUE PEWTER	POLISHED BRASS
£17.64	£19.03	£20.38

SLIM MONKEYTAIL ESPAGNOLETTE - RIGHT HAND

Overall Length: 122mm
Handle Length: 100mm
Fixing Plate Size: 60mm x 18mm x 7mm



- Sold with matching M5 screws.
- Sold with a 7mm² x 38mm fixed spindle.
- Suitable Locks - Espagnolette Gearbox & Window Lock.



33242	33728	33311
		
BLACK	ANTIQUE PEWTER	POLISHED BRASS
£17.64	£19.03	£20.38

MONKEYTAIL ESPAGNOLETTE LEFT HAND - SMALL

Overall Length: 147mm
Handle Length: 122mm
Fixing Plate Size: 68mm x 16mm x 6mm

- Sold with matching M5 screws.
- Sold with a 7mm² x 40mm fixed spindle.
- Suitable Locks - Espagnolette Gearbox & Window Lock.



33984	33714
	
BLACK	PEWTER
£22.40	£26.60

MONKEYTAIL ESPAGNOLETTE RIGHT HAND - SMALL

Overall Length: 147mm
Handle Length: 122mm
Fixing Plate Size: 68mm x 16mm x 6mm

- Sold with matching M5 screws.
- Sold with a 7mm² x 40mm fixed spindle.
- Suitable Locks - Espagnolette Gearbox & Window Lock.




33983	33713
	
BLACK	PEWTER
£22.40	£26.60

MONKEYTAIL ESPAGNOLETTE LEFT HAND - LARGE

Overall Length: 154mm
Handle Length: 125mm
Fixing Plate Size: 68mm x 16mm x 6mm

- Sold with matching M5 screws.
- Sold with a 7mm² x 38mm fixed spindle.
- Suitable Locks - Espagnolette Gearbox & Window Lock.



33342	33346
	
BLACK	PEWTER
£27.75	£30.20

MONKEYTAIL ESPAGNOLETTE RIGHT HAND - LARGE

Overall Length: 154mm
Handle Length: 125mm
Fixing Plate Size: 68mm x 16mm x 6mm

- Sold with matching M5 screws.
- Sold with a 7mm² x 38mm fixed spindle.
- Suitable Locks - Espagnolette Gearbox & Window Lock.



33341	33345
	
BLACK	PEWTER
£27.75	£30.20



DELUXE MONKEYTAIL ESPAGNOLETTES

Our Deluxe Monkeytail espagnolette fasteners offer a traditional looking product with all the benefits of a modern and secure configuration. This particular range is die cast for machined precision.

Our espagnolette window fasteners include a fixed 7mm spindle which is specifically designed to operate a stand alone window lock or a full length espagnolette window locking system.

DELUXE MONKEYTAIL ESPAGNOLETTE - LEFT HAND

Overall Length: 144mm

Handle Length: 124mm

Fixing Plate Size: 55mm x 16mm x 5mm

- Sold with matching M5 screws.



- Sold with a 7mm² x 40mm fixed spindle.

- Suitable Locks - Espagnolette Gearbox & Window Lock.



20451

●
BLACK

£15.84

DELUXE MONKEYTAIL ESPAGNOLETTE - RIGHT HAND

Overall Length: 144mm

Handle Length: 124mm

Fixing Plate Size: 55mm x 16mm x 5mm

- Sold with matching M5 screws.

- Sold with a 7mm² x 40mm fixed spindle.

- Suitable Locks - Espagnolette Gearbox & Window Lock.



20450

●
BLACK

£15.84

PEARDROP ESPAGNOLETTES

Our range of Peardrop espagnolette fasteners offer a sleek but traditional looking product with all the benefits of a modern and secure configuration. Produced from mild steel or solid unlacquered brass.

Our espagnolette window fasteners include a fixed 7mm spindle which is specifically designed to operate a stand alone window lock or a full length espagnolette window locking system.



A - TIP: The depth & subtlety of our beeswax finish complements natural materials such as light oak perfectly.

PEARDROP ESPAGNOLETTE - LEFT HAND

Overall Length: 135mm




Handle Length: 112mm

Fixing Plate Size: 66mm x 20mm x 6mm

- Sold with matching M5 screws.



- Sold with a 7mm² x 70mm spindle.
- Suitable Locks - Espagnolette Gearbox & Window Lock.

33860	33297	33682
		
BEESWAX	BLACK	PEWTER
£21.78	£22.66	£24.80

PEARDROP ESPAGNOLETTE - RIGHT HAND

Overall Length: 135mm




Handle Length: 112mm

Fixing Plate Size: 66mm x 20mm x 6mm

- Sold with matching M5 screws.



- Sold with a 7mm² x 70mm spindle.
- Suitable Locks - Espagnolette Gearbox & Window Lock.

33861	33298	33683
		
BEESWAX	BLACK	PEWTER
£21.78	£22.66	£24.80

PEARDROP ESPAGNOLETTE - LEFT HAND

Overall Length: 122mm




Handle Length: 103mm

Fixing Plate Size: 57mm x 26mm x 6mm

- Sold with matching M5 screws.



- Sold with a 7mm² x 50mm spindle.
- Suitable Locks - Espagnolette Gearbox & Window Lock.

20416L	20419L	20415L
		
ANTIQUE PEWTER	POLISHED BRASS	POLISHED CHROME
£24.32	£25.54	£28.09

PEARDROP ESPAGNOLETTE - RIGHT HAND

Overall Length: 122mm




Handle Length: 103mm

Fixing Plate Size: 57mm x 26mm x 6mm

- Sold with matching M5 screws.



- Sold with a 7mm² x 50mm spindle.
- Suitable Locks - Espagnolette Gearbox & Window Lock.

20416R	20419R	20415R
		
ANTIQUE PEWTER	POLISHED BRASS	POLISHED CHROME
£24.32	£25.54	£28.09

PEARDROP ESPAGNOLETTE LEFT HAND - SMALL


Overall Length: 146mm

Handle Length: 120mm

Fixing Plate Size: 68mm x 16mm x 6mm



- Sold with matching M5 screws.
- Sold with a 7mm² x 40mm fixed spindle.
- Suitable Locks - Espagnolette Gearbox & Window Lock.

33976	33716
	
BLACK	PEWTER
£22.40	£26.60

PEARDROP ESPAGNOLETTE RIGHT HAND - SMALL

Overall Length: 146mm

Handle Length: 120mm

Fixing Plate Size: 68mm x 16mm x 6mm



- Sold with matching M5 screws.
- Sold with a 7mm² x 40mm fixed spindle.
- Suitable Locks - Espagnolette Gearbox & Window Lock.

33975	33715
	
BLACK	PEWTER
£22.40	£26.60

PEARDROP ESPAGNOLETTE LEFT HAND - LARGE

Overall Length: 155mm

Handle Length: 127mm

Fixing Plate Size: 68mm x 16mm x 6mm



- Sold with matching M5 screws.
- Sold with a 7mm² x 40mm fixed spindle.
- Suitable Locks - Espagnolette Gearbox & Window Lock.

33340	33344
	
BLACK	PEWTER
£27.75	£30.20

PEARDROP ESPAGNOLETTE RIGHT HAND - LARGE

Overall Length: 155mm

Handle Length: 127mm

Fixing Plate Size: 68mm x 16mm x 6mm



- Sold with matching M5 screws.
- Sold with a 7mm² x 40mm fixed spindle.
- Suitable Locks - Espagnolette Gearbox & Window Lock.

33339	33343
	
BLACK	PEWTER
£27.75	£30.20



PENDANT LIGHTING COLLECTION

Our unique collection of pendants reference Britain's great industrial heritage. With four distinctive shapes in a number of different finishes, our lights can be used to transform an array of spaces.

Each pendant is hand spun from solid steel & finished in copper or nickel.

All our lights are made to order in our UK factory. We offer customised pendants and are more than happy to create bespoke colours and finishes if desired.



BRINDLEY PENDANT COPPER

The Brindley Pendant is a versatile choice. It can be hung at different levels to brighten certain areas within a room and looks great in a group. The hammered copper interior creates a warm, dappled light and is perfectly complemented by a choice of black and grey matt exterior colours. Also available in a selection of subtle accent colours which are finished with a white gloss interior.

All pendants are supplied fully wired with a matching ceiling rose and all necessary fixings. 1.5M of black fabric cable is supplied as standard but LED bulbs with a maximum of 6w must be purchased separately.

A - TIP: Additional lengths of cable & alternative colours can be purchased to make your pendant lights more individual & unique.



BRINDLEY PENDANT HAMMERED COPPER

Diameter: 260mm

Height: 270mm





Rose Diameter: 120mm

Fitting: E27

Bulb: LED Only - 6W Maximum (purchased separately)

- Hammered copper interior with a choice of copper, black, dark or light grey matt exterior.
- Sold with a matching ceiling rose and all necessary fixings.
- 1.5m of black fabric cable is supplied as standard. Extra cable can be purchased at £3.94 per meter - use code 49512.



49500	49500B	49500DG	49500LG
			
HAMMERED COPPER	BLACK & HAMMERED COPPER	DARK GREY & HAMMERED COPPER	LIGHT GREY & HAMMERED COPPER
£252.00	£252.00	£252.00	£252.00



BRINDLEY PENDANT ACCENTS

Diameter: 260mm

Height: 270mm





Rose Diameter: 120mm

Fitting: E27

Bulb: LED Only - 6W Maximum (purchased separately)

- Smooth white gloss interior with a copper rim and a choice of oatmeal, pale blue, sage green or warm grey matt exterior.
- Sold with a matching ceiling rose and all necessary fixings.
- 1.5m of black fabric cable is supplied as standard. Extra cable can be purchased at £3.94 per meter - use code 49512.



49507M	49507PB	49507SG	49507WG
			
OATMEAL	PALE BLUE	SAGE GREEN	WARM GREY
£252.00	£252.00	£252.00	£252.00



BRINDLEY PENDANT NICKEL

The Brindley Pendant is a versatile choice. It can be hung at different levels to brighten certain areas within a room and looks great in a group. The sleek nickel finish bounces light and creates a contemporary feel. Our nickel pendants are complemented by a choice of grey matt exterior colours.

All pendants are supplied fully wired with a matching ceiling rose and all necessary fixings. 1.5M of black fabric cable is supplied as standard but LED bulbs with a maximum of 6w must be purchased separately.

A - TIP: Grouping pendants together or at differing heights further enhances the look & creates a stunning focal point in any room or entrance way in your home.



BRINDLEY PENDANT SMOOTH NICKEL

Diameter: 260mm

Height: 270mm

Rose Diameter: 120mm

Fitting: E27

Bulb: LED Only - 6W Maximum (purchased separately)

- Smooth nickel interior with a choice of polished nickel, dark grey or light grey matt exterior.
- Sold with a matching ceiling rose and all necessary fixings.
- 1.5m of black fabric cable is supplied as standard. Extra cable can be purchased at £3.94 per meter - use code 49512.

49504	49504DG	49504LG
		
SMOOTH NICKEL	DARK GREY & SMOOTH NICKEL	LIGHT GREY & SMOOTH NICKEL
£252.00	£252.00	£252.00



BRINDLEY PENDANT HAMMERED NICKEL

Diameter: 260mm

Height: 270mm

Rose Diameter: 120mm

Fitting: E27

Bulb: LED Only - 6W Maximum (purchased separately)

- Hammered nickel interior with a choice of polished nickel, dark grey or light grey matt exterior.
- Sold with a matching ceiling rose and all necessary fixings.
- 1.5m of black fabric cable is supplied as standard. Extra cable can be purchased at £3.94 per meter - use code 49512.

49511	49511DG	49511LG
		
HAMMERED NICKEL	DARK GREY & HAMMERED NICKEL	LIGHT GREY & HAMMERED NICKEL
£252.00	£252.00	£252.00



FULL COLOUR & BURNISHED BRINDLEY PENDANT

The Brindley Pendant is a versatile choice which can be hung at different levels to brighten certain areas within a room and looks great in a group. The burnished copper finish is unique in its design due to the hand finishing technique used to create the burnished effect.

Our full colour pendants offer a more contemporary option and can be used in a variety of different settings.

All pendants are supplied fully wired with a matching ceiling rose and all necessary fixings. 1.5M of black fabric cable is supplied as standard but LED bulbs with a maximum of 6w must be purchased separately.

A - TIP: Our burnished pendants pair well with our aged bronze and polished bronze ironmongery range.



BRINDLEY PENDANT FULL COLOUR

Diameter: 260mm

Height: 270mm

Rose Diameter: 120mm

Fitting: E27

Bulb: LED Only - 6W Maximum (purchased separately)

- Smooth interior which matches in colour to the exterior.
- Sold with a matching ceiling rose and all necessary fixings.
- 1.5m of black fabric cable is supplied as standard. Extra cable can be purchased at £3.94 per meter - use code 49512.



49514B	49514DG	49514LG	49514M	49514WG
				
BLACK	DARK GREY	LIGHT GREY	OATMEAL	WARM GREY
£252.00	£252.00	£252.00	£252.00	£252.00



BRINDLEY PENDANT BURNISHED

Diameter: 260mm


Height: 270mm


Rose Diameter: 120mm

Fitting: E27

Bulb: LED Only - 6W Maximum (purchased separately)

- Hammered burnished interior, mirroring the individual exterior.
- Sold with a matching ceiling rose and all necessary fixings.
- 1.5m of black fabric cable is supplied as standard. Extra cable can be purchased at £3.94 per meter - use code 49512.



49513
 BURNISHED
£252.00



HARBORNE PENDANT COPPER

The Harborne Pendant embodies classic British design. It's rounded edges and satisfying proportions make it the perfect focal point in any room. The Harborne Pendant is available in hammered copper or smooth nickel and also looks great in a selection of subtle accent colours which are finished with a white gloss interior.

All pendants are supplied fully wired with a matching ceiling rose and all necessary fixings. 1.5M of black fabric cable is supplied as standard but LED bulbs with a maximum of 6w must be purchased separately.

A - TIP: Coloured pendants are perfect for introducing an understated accent colour in any room & can be finished in bespoke colours to match your walls or furniture.



HARBORNE PENDANT HAMMERED COPPER

Diameter: 400mm

Height: 270mm





Rose Diameter: 120mm

Fitting: E27

Bulb: LED Only - 6W Maximum (purchased separately)

- Hammered copper interior with a choice of copper, black, dark or light grey matt exterior.
- Sold with a matching ceiling rose and all necessary fixings.
- 1.5m of black fabric cable is supplied as standard. Extra cable can be purchased at £3.94 per meter - use code 49512.



49501	49501B	49501DG	49501LG
			
HAMMERED COPPER	BLACK & HAMMERED COPPER	DARK GREY & HAMMERED COPPER	LIGHT GREY & HAMMERED COPPER
£278.25	£278.25	£278.25	£278.25



HARBORNE PENDANT ACCENTS

Diameter: 400mm

Height: 270mm





Rose Diameter: 120mm

Fitting: E27

Bulb: LED Only - 6W Maximum (purchased separately)

- Smooth white gloss interior with a copper rim and a choice of oatmeal, pale blue, sage green or warm grey matt exterior.
- Sold with a matching ceiling rose and all necessary fixings.
- 1.5m of black fabric cable is supplied as standard. Extra cable can be purchased at £3.94 per meter - use code 49512.



49508M	49508PB	49508SG	49508WG
			
OATMEAL	PALE BLUE	SAGE GREEN	WARM GREY
£278.25	£278.25	£278.25	£278.25



HARBORNE PENDANT NICKEL

The Harborne Pendant embodies classic British design. It's rounded edges and satisfying proportions make it the perfect focal point in any room. The Harborne Pendant is available in hammered copper or smooth nickel and also looks great in a selection of subtle accent colours which are finished with a white gloss interior.

All pendants are supplied fully wired with a matching ceiling rose and all necessary fixings. 1.5M of black fabric cable is supplied as standard but LED bulbs with a maximum of 6w must be purchased separately.



A - TIP: Our Harborne Pendant looks great when used individually. If using more than one we would recommend arranging in a line over larger kitchen islands or tables.



HARBORNE PENDANT SMOOTH NICKEL

Diameter: 400mm
Height: 270mm
Rose Diameter: 120mm
Fitting: E27
Bulb: LED Only - 6W Maximum (purchased separately)

- Smooth nickel interior with a choice of polished nickel, dark grey or light grey matt exterior.
- Sold with a matching ceiling rose and all necessary fixings.
- 1.5m of black fabric cable is supplied as standard. Extra cable can be purchased at £3.94 per meter - use code 49512.



49505	49505DG	49505LG
		
SMOOTH NICKEL	DARK GREY & SMOOTH NICKEL	LIGHT GREY & SMOOTH NICKEL
£278.25	£278.25	£278.25



HARBORNE PENDANT HAMMERED NICKEL

Diameter: 400mm
Height: 270mm
Rose Diameter: 120mm
Fitting: E27
Bulb: LED Only - 6W Maximum (purchased separately)

- Hammered nickel interior with a choice of polished nickel, dark grey or light grey matt exterior.
- Sold with a matching ceiling rose and all necessary fixings.
- 1.5m of black fabric cable is supplied as standard. Extra cable can be purchased at £3.94 per meter - use code 49512.



45472	45472DG	45472LG
		
HAMMERED NICKEL	DARK GREY & HAMMERED NICKEL	LIGHT GREY & HAMMERED NICKEL
£278.25	£278.25	£278.25



FULL COLOUR & BURNISHED HARBORNE PENDANT



The Harborne Pendant embodies classic British design. It's rounded edges and satisfying proportions make it the perfect focal point in any room. The burnished copper finish is unique in its design due to the hand finishing technique used to create the burnished effect. Our full colour pendants offer a more contemporary option and can be used in a variety of different settings.

All pendants are supplied fully wired with a matching ceiling rose and all necessary fixings. 1.5M of black fabric cable is supplied as standard but LED bulbs with a maximum of 6w must be purchased separately.



HARBORNE PENDANT FULL COLOUR

Diameter: 400mm

Height: 270mm

Rose Diameter: 120mm

Fitting: E27

Bulb: LED Only - 6W Maximum (purchased separately)

- Smooth interior which matches in colour to the exterior.
- Sold with a matching ceiling rose and all necessary fixings.
- 1.5m of black fabric cable is supplied as standard. Extra cable can be purchased at £3.94 per meter - use code 49512.



49515B	49515DG	49515LG	49515M	49515WG
				
BLACK	DARK GREY	LIGHT GREY	OATMEAL	WARM GREY
£278.25	£278.25	£278.25	£278.25	£278.25



HARBORNE PENDANT BURNISHED

Diameter: 400mm

Height: 270mm


Rose Diameter: 120mm

Fitting: E27

Bulb: LED Only - 6W Maximum (purchased separately)

- Hammered burnished interior, mirroring the individual exterior.
- Sold with a matching ceiling rose and all necessary fixings.
- 1.5m of black fabric cable is supplied as standard. Extra cable can be purchased at £3.94 per meter - use code 49512.



49516
 BURNISHED
£278.25

HOCKLEY PENDANT COPPER

The Hockley Pendant creates interest on its own and looks fantastic in a line. The Hockley Pendant is available in hammered copper or smooth nickel and also looks great in a selection of subtle accent colours which are finished with a white gloss interior.

All pendants are supplied fully wired with a matching ceiling rose and all necessary fixings. 1.5M of black fabric cable is supplied as standard but LED bulbs with a maximum of 6w must be purchased separately.



A - FACT: Hammered copper pendants create a warm glow whilst nickel pendants bounce light & create reflections around your home.



HOCKLEY PENDANT HAMMERED COPPER

Diameter: 510mm

Height: 290mm





Rose Diameter: 120mm

Fitting: E27

Bulb: LED Only - 6W Maximum (purchased separately)

- Hammered copper interior with a choice of copper, black, dark or light grey matt exterior.
- Sold with a matching ceiling rose and all necessary fixings.
- 1.5m of black fabric cable is supplied as standard. Extra cable can be purchased at £3.94 per meter - use code 49512.



49503	49503B	49503DG	49503LG
			
HAMMERED COPPER	BLACK & HAMMERED COPPER	DARK GREY & HAMMERED COPPER	LIGHT GREY & HAMMERED COPPER
£273.00	£273.00	£273.00	£273.00



HOCKLEY PENDANT ACCENTS

Diameter: 510mm

Height: 290mm





Rose Diameter: 120mm

Fitting: E27

Bulb: LED Only - 6W Maximum (purchased separately)

- Smooth white gloss interior with a copper rim and a choice of oatmeal, pale blue, sage green or warm grey matt exterior.
- Sold with a matching ceiling rose and all necessary fixings.
- 1.5m of black fabric cable is supplied as standard. Extra cable can be purchased at £3.94 per meter - use code 49512.



49510M	49510PB	49510SG	49510WG
			
OATMEAL	PALE BLUE	SAGE GREEN	WARM GREY
£273.00	£273.00	£273.00	£273.00

HOCKLEY PENDANT NICKEL

The Hockley Pendant creates interest on its own and looks fantastic in a line. The Hockley Pendant is available in hammered copper or smooth nickel and also looks great in a selection of subtle accent colours which are finished with a white gloss interior.

All pendants are supplied fully wired with a matching ceiling rose and all necessary fixings. 1.5M of black fabric cable is supplied as standard but LED bulbs with a maximum of 6w must be purchased separately.



A - FACT: From The Anvil nickel pendants are a perfect match to our full range of nickel ironmongery.



HOCKLEY PENDANT SMOOTH NICKEL

Diameter: 510mm

Height: 290mm

Rose Diameter: 120mm

Fitting: E27

Bulb: LED Only - 6W Maximum (purchased separately)

- Smooth nickel interior with a choice of polished nickel, dark grey or light grey matt exterior.
- Sold with a matching ceiling rose and all necessary fixings.
- 1.5m of black fabric cable is supplied as standard. Extra cable can be purchased at £3.94 per meter - use code 49512.



49506	49506DG	49506LG
		
SMOOTH NICKEL	DARK GREY & SMOOTH NICKEL	LIGHT GREY & SMOOTH NICKEL
£273.00	£273.00	£273.00



HOCKLEY PENDANT HAMMERED NICKEL

Diameter: 510mm

Height: 290mm

Rose Diameter: 120mm

Fitting: E27

Bulb: LED Only - 6W Maximum (purchased separately)

- Hammered nickel interior with a choice of polished nickel, dark grey or light grey matt exterior.
- Sold with a matching ceiling rose and all necessary fixings.
- 1.5m of black fabric cable is supplied as standard. Extra cable can be purchased at £3.94 per meter - use code 49512.



45433	45433DG	45433LG
		
HAMMERED NICKEL	DARK GREY & HAMMERED NICKEL	LIGHT GREY & HAMMERED NICKEL
£273.00	£273.00	£273.00



FULL COLOUR & BURNISHED HOCKLEY PENDANT

The Hockley Pendant creates interest on its own and looks fantastic in a line. The burnished copper finish is unique in its design due to the hand finishing technique used to create the burnished effect.

Our full colour pendants offer a more contemporary option and can be used in a variety of different settings.

All pendants are supplied fully wired with a matching ceiling rose and all necessary fixings. 1.5M of black fabric cable is supplied as standard but LED bulbs with a maximum of 6w must be purchased separately.

A - TIP: Our smooth interior offers a more contemporary feel and our hammered interior provides a more traditional look.



HOCKLEY PENDANT FULL COLOUR

Diameter: 510mm

Height: 290mm

Rose Diameter: 120mm

Fitting: E27

Bulb: LED Only - 6W Maximum (purchased separately)

- Smooth interior which matches in colour to the exterior.
- Sold with a matching ceiling rose and all necessary fixings.
- 1.5m of black fabric cable is supplied as standard. Extra cable can be purchased at £3.94 per meter - use code 49512.



49520B	49520DG	49520LG	49520M	49520WG
				
BLACK	DARK GREY	LIGHT GREY	OATMEAL	WARM GREY
£273.00	£273.00	£273.00	£273.00	£273.00



HOCKLEY PENDANT BURNISHED

Diameter: 510mm

Height: 290mm


Rose Diameter: 120mm

Fitting: E27

Bulb: LED Only - 6W Maximum (purchased separately)

- Hammered burnished interior, mirroring the individual exterior.
- Sold with a matching ceiling rose and all necessary fixings.
- 1.5m of black fabric cable is supplied as standard. Extra cable can be purchased at £3.94 per meter - use code 49512.



49519
 BURNISHED
£273.00

— MAINTENANCE & CARE GUIDE —

General Maintenance & Warnings

Our specialist finishes have been carefully developed and refined over many years and most are completely unique to us. We are proud to offer a wide variety of hand-applied, high-quality finishes that give our customers choice. Our products have excellent anti-corrosive properties if maintained to specific requirements for each finish and will last many years if given just a little regular care. To help you maintain your chosen finish, we have included a specific maintenance and care guide tailored to each finish within our range, this will ensure your products last for many years to come!

We do not recommend using our products externally in coastal areas due to the high levels of atmospheric salt, as this will rust or tarnish most finishes. Only certain grades of stainless steel will not rust in these environments and therefore our products cannot be guaranteed for such use. Please make sure any newly plastered or painted rooms are fully cured before fitting your ironmongery, as moisture may tarnish or rust some finishes.

When painting, staining or plastering we recommend that all ironmongery is removed before proceeding and that rooms are left to fully cure before your ironmongery is fitted. Please avoid using any form of chemical cleaner, e.g. oxalic acid or aerosol sprays to clean products, as this can permanently damage any finish.

We recommend periodically oiling any moving parts on all products to ensure they perform to their full capacity, especially when fitting externally. We would also strongly advise that this is carried out upon initial installation. Wiping over the surface area of your products from time to time with an oily cloth will also remove any harmful deposits that build up on the surface and will aid protection from environmental factors. We recommend using our '3-in-One Oil' (22314) for all moving parts and surface areas. Some of our products benefit more from re-waxing with our 'Maintenance Wax' (33002) which will aid protection from environmental factors and help to preserve some metal and wood finishes.

Recommended Maintenance Products

73102 - Brasso (75g) - R.R.P. £7.39

22314 - 3-in-1 Oil (200ml) - R.R.P. £3.14

73101 - Black Touch Up Paint (12.5ml) - R.R.P. £12.80

33002 - Maintenance Wax (100ml) - R.R.P. £6.86



Fixing Screws

The fixings supplied with our products are hand-made from mild steel or stainless steel. Due to the hand-made nature of our fixings, a little extra care needs to be taken when fitting. It is always recommended that a pilot hole is drilled (especially into hard woods) for all our fixings. Ideally it is suggested that screws are rubbed with candlewax before fitting to ease the application. Please take the upmost care when fixing our screws, as many of our products are supplied with traditionally slotted screws. We recommend that along with drilling a pilot hole, a well-fitting screwdriver should be used. Please avoid fixing by way of an impact driver or drill operated screwdriver, due to the hand-made nature of the fixings.

All of our screws can be purchased in quantities of 25 to replace lost or damaged screws, please see pages 284-285 for further details. A number of our screw options are also available in raised-head and countersunk stainless steel if preferred.

Please refer to the following maintenance advice. For more information on the manufacturing process, accompanying products and complementary colours for each finish please see pages 20 – 25. Further information can be found on our website or alternatively our sales team are happy to answer any enquiries over the phone or by email.

Beeswax Finish *Suitable for internal use only.*

To ensure the finish on your Beeswax product always remains at its best, we would advise re-coating your product with our ‘Maintenance Wax’ (33002) from time to time. This adds further protection to the metal and helps to prevent any rust or white blooms forming. Due to temperature changes or packaging, a Beeswax product may occasionally show signs of a white bloom upon opening. This can be buffed with a soft cloth to remove.

Please note that where possible we would recommend using our External Beeswax in areas of your property with high moisture content, such as bathrooms or kitchens. Light surface rust may appear if using our standard Beeswax in damp internal environments, but this can be removed with ease. To remove, we recommend rubbing the product with 00 grade wire wool and then re-coating your product with our ‘Maintenance Wax’ (33002), using a cloth or brush. This will restore the finish and aid protection. Regular oiling of all moving parts using our ‘3-in-1 Oil’ (22314) is beneficial to the longevity of your products. This process is also highly recommended during initial installation.

Please note that we offer a matching External Beeswax finish, which should be used when fitting the Beeswax range externally.

External Beeswax Finish *Suitable for use both internally and externally.*

Although the finish already offers a very strong barrier against environmental conditions, we recommend re-applying a small amount of our ‘Maintenance Wax’ (33002) periodically with a cloth or brush. This provides additional protection to the surface of your product and further protects this from any harmful external elements. Regular oiling of all moving parts using our ‘3-in-1 Oil’ (22314) is beneficial to the longevity of your products. This process is also highly recommended during initial installation.

Please note that we offer a matching standard Beeswax finish for use where an external finish is not required. For bathrooms, porches or any other areas of your property with high moisture content, we would recommend using External Beeswax products where possible.

Black Finish *Suitable for use both internally and externally.*

This finish is extremely low maintenance and perfect for use in bathrooms, kitchens or externally where damper environmental conditions are expected. Regular oiling of all moving parts using our ‘3-in-1 Oil’ (22314) is beneficial to the longevity of your products. This process is also highly recommended during initial installation. An oily cloth can also be used to wipe over the product from time to time to aid protection against exterior or environmental elements. For any minor scratches that may occur with general wear and tear of your product, we offer a durable ‘Black Touch Up Paint’ (73101) if required.

Antique Black Finish *Suitable for use both internally and externally.*

This finish is extremely low maintenance and perfect for use in bathrooms, kitchens or externally where damper environmental conditions are expected. Regular oiling of all moving parts using our ‘3-in-1 Oil’ (22314) is beneficial to the longevity of your products. This process is also highly recommended during initial installation. An oily cloth can also be used to wipe over the product from time to time to aid protection against exterior or environmental elements. For any minor scratches that may occur with general wear and tear of your product, we offer a durable ‘Black Touch Up Paint’ (73101) if required.

Pewter Patina Finish *Suitable for use both internally and externally.*

This finish is very low maintenance and is suitable for use in bathrooms, kitchens and for external purposes. Regular oiling of all moving parts using our ‘3-in-1 Oil’ (22314) is beneficial to the longevity of your products. This process is also highly recommended during initial installation. An oily cloth can also be used to wipe over the product from time to time to aid protection against exterior or environmental elements.

Antique Pewter Finish *Suitable for use both internally and externally.*

Regular oiling of all moving parts using our '3-in-1 Oil' (22314) is beneficial to the longevity of your products. This process is also highly recommended during initial installation. An oily cloth can also be used to wipe over the product from time to time to aid protection against exterior or environmental elements.

Natural Smooth Finish & Natural Textured Finish *Suitable for internal use only.*

Our 'Maintenance Wax' (33002) should be wiped over the product from time to time to form a protective barrier, particularly if used in damper internal environments, such as kitchens or bathrooms. Light surface rust may appear if using in damp internal environments, but this can be removed with ease. To remove, we recommend rubbing the product with 00 grade wire wool and then re-coating your product with our 'Maintenance Wax' (33002), using a cloth or brush. This will restore the finish and aid protection. Regular oiling of all moving parts using our '3-in-1 Oil' (22314) is beneficial to the longevity of your products. This process is also highly recommended during initial installation.

Iron Finish *Suitable for use both internally and externally.*

Regular oiling of all moving parts using our '3-in-1 Oil' (22314) is beneficial to the longevity of your products. This process is also highly recommended during initial installation. Our 'Maintenance Wax' (33002) should also be wiped over the product from time to time to form a protective barrier, particularly if the intended use is external or in a porch, bathroom or kitchen.

Polished Brass Finish *Suitable for use both internally and externally.*

As our brass is unlacquered, it will naturally age through oxidation, giving the product added character. However, if desired this finish can be maintained to a bright 'polished' finish with periodic polishing. To achieve this, please use a dry cloth or alternatively our 'Brasso' (73102) can be used to assist with the cleaning of solid brass products. Regular oiling of all moving parts using our '3-in-1 Oil' (22314) is beneficial to the longevity of your products. This process is also highly recommended during initial installation. An oily cloth can also be used to wipe over the product from time to time to aid protection against exterior or environmental elements.

PVD Brass Finish *Suitable for use both internally and externally.*

We recommend avoiding the use of any chemicals or cleaning products on this finish. An oily cloth can be used to wipe over the product from time to time to remove any harmful deposits that build up on the surface of your product, this will also aid protection against any environmental elements. Regular oiling of all moving parts using our '3-in-1 Oil' (22314) is beneficial to the longevity of your products. This process is also highly recommended during initial installation.

Lacquered Brass Finish *Suitable for use both internally and externally.*

We recommend avoiding the use of any chemicals or cleaning products on this finish to prevent a break-down of the lacquered top-coat. An oily cloth can be used to wipe over the product from time to time to remove any harmful deposits that build up on the surface of your product, this will also aid protection against any environmental elements. Regular oiling of all moving parts using our '3-in-1 Oil' (22314) is beneficial to the longevity of your products. This process is also highly recommended during initial installation.

Aged Brass Finish *Suitable for use both internally and externally.*

This finish will continue to oxidise and age as it is an unlacquered finish, meaning the finish will darken over time. If the product becomes tarnished or too dark, it can be polished on all surface areas to enhance the finish. To restore and brighten the finish, we recommend polishing with a dry cloth or alternatively using our 'Brasso' (73102), which assists with the cleaning of solid brass products. Regular oiling of all moving parts using our '3-in-1 Oil' (22314) is beneficial to the longevity of your products. This process is also highly recommended during initial installation. An oily cloth can also be used to wipe over the product from time to time to aid protection against exterior or environmental elements.

Polished Bronze Finish *Suitable for use both internally and externally.*

This finish will oxidise and age as it is an unlacquered finish, meaning it will darken over time. If the product becomes tarnished or too dark, it can be polished on all surface areas to enhance the finish. To restore and brighten the finish, we recommend polishing with a dry cloth or alternatively using our 'Brasso' (73102), which assists with the cleaning of solid bronze products. Regular oiling of all moving parts using our '3-in-1 Oil' (22314) is beneficial to the longevity of your products. This process is also highly recommended during initial installation. An oily cloth can also be used to wipe over the product from time to time to aid protection against exterior or environmental elements.

Aged Bronze Finish *Suitable for use both internally and externally.*

This finish will initially lighten with use to reveal the copper tones from the metal beneath. If desired, a dry cloth can be used to accelerate this process, which will reveal more of the warm copper tones within the base metal. Please avoid using 'Brasso' (73102) or any other cleaning products on this finish, as this will strip the product of its dark rich character. If you were to over-polish or strip the product of its aged charm, then please note that the finish will oxidise and darken again in time. Regular oiling of all moving parts using our '3-in-1 Oil' (22314) is beneficial to the longevity of your products. This process is also highly recommended during initial installation. An oily cloth can also be used to wipe over the product from time to time to aid protection against exterior or environmental elements.

Polished Nickel Finish *Suitable for use both internally and externally.*

We recommend avoiding the use of any chemicals or cleaning products on this finish as it may affect the plated finish. An oily cloth can be used to wipe over the product from time to time to remove any harmful deposits that build up on the surface of your product, this will also aid protection against any environmental elements. A dry cloth can also be used to wipe over the product and reduce finger marks. Regular oiling of all moving parts using our '3-in-1 Oil' (22314) is beneficial to the longevity of your products. This process is also highly recommended during initial installation.

Polished Chrome Finish *Suitable for use both internally and externally.*

We recommend avoiding the use of any chemicals or cleaning products on this finish as it may affect the plated finish. An oily cloth can be used to wipe over the product from time to time to remove any harmful deposits that build up on the surface of your product, this will also aid protection against any environmental elements. A dry cloth can also be used to wipe over the product and reduce finger marks. Regular oiling of all moving parts using our '3-in-1 Oil' (22314) is beneficial to the longevity of your products. This process is also highly recommended during initial installation.

Satin Chrome Finish *Suitable for use both internally and externally.*

We recommend avoiding the use of any chemicals or cleaning products on this finish as it may affect the plated finish. An oily cloth can be used to wipe over the product from time to time to remove any harmful deposits that build up on the surface of your product, this will also aid protection against any environmental elements. A dry cloth can also be used to wipe over the product and reduce finger marks. Regular oiling of all moving parts using our '3-in-1 Oil' (22314) is beneficial to the longevity of your products. This process is also highly recommended during initial installation.

Ebony Timber Finish & Rosewood Timber Finish *Suitable for use both internally and externally.*

Best suited for internal use but can also be used externally if well maintained. Please note that we recommend regular waxing of your timber products with our 'Maintenance Wax' (33002). This will help to prevent any discoloration or drying of the timber. Waxing also helps to provide a protective barrier against environmental elements. Regular oiling of all moving parts using our '3-in-1 Oil' (22314) is beneficial to the longevity of your products. This process is also highly recommended during initial installation.